

## PRESBYTERIAN COLLEGE

## Winthrop Eagles

2022-23 Record: 6-9, 1-1 Big South

2021-22 Final Record: 23-9, 14-2 Big South

Head Coach: Mark Prosser (2nd season/6th overall)

Winthrop/Career Record: 29-18/71-94

Big South Record: 15-3



## Presbyterian College

2022-23 Record: 5-10, 1-1 Big South

2021-22 Final Record: 12-20, 4-12 Big South

Head Coach: Quinton Ferrell (4th season)

Presbyterian/Career Record: 34-67/same

Big South Record: 17-36

## WINTHROP

## TIP-INS

- Looking for an 8th straight win over PC and 10th straight regular season home win vs. a conference opponent
- Sitting at 5-1 at home this season and have won 31 of the last 33 games at the Winthrop Coliseum
- Ended a four-game losing streak with the win over Asheville
- Eagles are 24-3 in the month of January the last three seasons (2019-20 - 2021-22)
- Finished under .500 during non-conference action for the first time since 2011-12
- Posted 23 wins in 2021-22, the third straight season with 23 or more victories
- Winthrop was voted to finish 2nd in the Big South Conference preseason poll
- Made the Big South Championship game in 2022, the third straight trip for the Eagles who have won two of the last three league titles
- Looking for a third straight Big South Title
- Mark Prosser enters his second season after leading the program to 23 wins in 2021-22
- Prosser had the most league wins by a Winthrop coach in their first season at the helm (14)
- Winthrop has won the Big South Conference Title three out of the past six seasons (2016-17 / 2019-20 / 2020-21)

## HOW THEY MATCHUP

73.2	Scoring	64.7
.461	FG%	.425
.347	3FG%	.296
8.2	3FGM PG	5.8
.743	FT%	.627
33.3	Rebounding	34.2
11.5	Assists	11.3
5.7	Steals	5.4
3.7	Blocks	3.2
15.0	Turnovers PG	12.9
75.1	Scoring Defense	68.4
.455	FG% Defense	.453
.334	3FG% Defense	.342
-2.1	Rebound Margin	+1.3
-2.5	Turnover Margin	-0.8
W1	W/L Streak	L1

## GAME INFORMATION

Game 16: Presbyterian College at Winthrop

Jan. 4, 2023 | 7 p.m. (EST)

Rock Hill, S.C. | Winthrop Coliseum

Radio: Winthrop Sports Network

Station:

94.3 FM | WGNC AM1450/101.1FM | ESPN730

Play-by-Play: Dave Friedman

Analyst: Bjorn Broman

Television: ESPN+

Play-by-Play: Mike Pacheco

Analyst: Reggie Walker

---Series History vs. Presbyterian College---

Overall..... 30-13

Last Meeting ..... 2/12/22

Result ..... Winthrop won 65-61

Current Streak ..... W7

at Winthrop Coliseum ..... 17-5

Streak at Winthrop Coliseum ..... W9

In Overtime ..... 1-1

Most Points (WIN)..... 93 (twice)

Most Points (PC)..... 99 (1-26-19)

Prosser vs. Presbyterian ..... 2-0

Prosser vs. Presbyterian (at home)..... 1-0

## 2022-23 Schedule/Results

## 6-9, 1-1 Big South

## NOVEMBER (4-4)

7	at Penn State	L, 93-68
9	Piedmont	W, 78-56
12	Middle Tennessee (Homecoming)	W, 76-68
15	at #13 Auburn (SECN)	L, 89-65
19	at Mercer	L, 77-68
22	& vs. Southern Mississippi	L, 77-52
23	& vs. E. Michigan	W, 101-87
29	Toccoa Falls	W, 99-52

## DECEMBER (2-5)

3	Coastal Carolina	L, 86-81
6	South Carolina State	W, 81-67.
10	at Furman (ESPN+)	L, 82-67
17	at LSU (SECN)	L, 89-81
21	at Duquesne (ESPN+)	L, 74-57
29	* at USC Upstate	L, 70-62
31	* UNC Asheville	W, 62-60

## JANUARY (0-0)

4	* Presbyterian College	7 p.m.
7	* at Longwood	3 p.m.
11	* Radford	7 p.m.
14	* at Campbell	2 p.m.
18	* at High Point	7 p.m.
21	* Gardner-Webb	2 p.m.
25	* Charleston Southern	7 p.m.
28	* at Presbyterian College	2 p.m.

## FEBRUARY (0-0)

1	* Longwood	7 p.m.
4	* at Radford	2 p.m.
8	* at UNC Asheville	6:30 p.m.
11	* USC Upstate	5 p.m.
15	* at Gardner-Webb	7 p.m.
18	* at Charleston Southern	5:30 p.m.
22	* Campbell	7 p.m.
25	* High Point	2 p.m.

## MARCH (0-0)

1	# Big South Tournament - 1st Round
3	# Big South Tournament - Quarterfinals
4	# Big South Tournament - Semifinals
5	\$ Big South Tournament - Championship

&amp; (Cancun Challenge, Cancun, Mexico - FloHoops broadcast)

\* Big South Conference Game

# Big South Tournament

All Games (EST)

## PROBABLE STARTERS

<b>0</b> <b>MCMAHON</b>	<b>11</b> <b>HARRISON</b>	<b>12</b> <b>HIGHTOWER</b>	<b>33</b> <b>CLAXTON</b>	<b>4</b> <b>TALFORD</b>
Jr. ▶ Guard	Jr. ▶ Guard	R-Sr. ▶ Guard	Sr. ▶ Forward	Jr. ▶ Forward
<b>MIN. 28.1</b>	<b>MIN. 30.8</b>	<b>MIN. 31.2</b>	<b>MIN. 29.8</b>	<b>MIN. 30.1</b>
<b>PPG 12.9</b>	<b>PPG 9.7</b>	<b>PPG 13.5</b>	<b>PPG 5.8</b>	<b>PPG 17.1</b>
<b>RPG 2.1</b>	<b>RPG 2.8</b>	<b>RPG 5.4</b>	<b>RPG 4.5</b>	<b>RPG 7.9</b>
<b>APG 2.3</b>	<b>APG 2.9</b>	<b>APG 3.1</b>	<b>APG 1.0</b>	<b>APG 0.6</b>
<b>FG% 43.0</b>	<b>FG% 40.6</b>	<b>FG% 40.1</b>	<b>FG% 53.5</b>	<b>FG% 70.8</b>
<b>3FG% 40.5</b>	<b>3FG% 20.0</b>	<b>3FG% 31.5</b>	<b>FT% 56.7</b>	<b>FT% 72.4</b>

**Athletic Communications/MBB Contact**  
 Brett Redden - Asst. AD for Communications  
 (803) 367-1649 / reddennb@winthrop.edu

# 2022-23 Winthrop Basketball Roster

## NUMERICAL ROSTER

NO.	NAME	YR.	POS.	HT.	WT.	HOMETOWN/PREVIOUS SCHOOL
0	Sin'Cere McMahon	Jr.	G	6-1	167	Indianapolis, Ind. / Western Carolina
1	Toneari Lane	R-So.	G	6-5	210	Atlanta, Ga. / Grayson H.S.
2	Xavier McElvy	Fr.	G	6-2	180	Charlotte, N.C. / United Faith Christian Academy
3	Micheal Anumba	Gr.	G	6-4	205	Montecchio Emilia, Italy / Loreto Sixth Form College
4	Kelton Talford	Jr.	F	6-7	195	Great Falls, S.C. / Great Falls H.S.
5	Howard Fleming Jr.	Jr.	G	6-5	200	Louisville, Ky. / Illinois State
10	Cameron Whiteside	R-Jr.	G	6-5	187	Thomasville, N.C. / UVA Wise
11	Kasen Harrison	Jr.	G	6-2	190	Beaumont, Texas / Lamar Univ.
12	Cory Hightower	R-Sr.	F	6-7	222	Flint, Mich. / Western Carolina
13	Clay Howard	Fr.	G	6-3	180	Aiken, S.C. / Aiken H.S.
15	Lawrence Bartee	Fr.	F	6-11	220	Clover, S.C. / Clover H.S.
21	Isaiah Wilson	Jr.	G	6-1	170	Pittsburgh, Pa. / Richmond Univ.
23	Michael Moore	Fr.	F	6-10	220	Hermitage, Pa. / IMG Academy
25	Yoro Diallo	Fr.	F	6-8	200	Cincinnati, Ohio / Moeller H.S.

## COACHING STAFF

**Head Coach**—Mark Prosser (Marist, '02)  
**Assistant Coach**—Tony Rack (Northern Kentucky, '12)  
**Assistant Coach**—Ben Betts (Roanoke College, '90)  
**Assistant Coach**—Mitchell Hill (Tennessee Tech, '15)  
**Director of Basketball Operations**—Kaylin Johnson (Samford, '12)  
**Video Coordinator**—Matt Erps (Winthrop, '18)  
**Graduate Assistant**—Isaac Simpson (Peru State, '22)

## PRONUNCIATION GUIDE

**0-Sin'Cere McMahon** SINCERE MICK-MAN  
**1-Toneari Lane** TUH-NAR-E  
**3-Micheal Anumba** UH-NOOM-BUH  
**4-Kelton Talford** TAL-FERD  
**15-Lawrence Bartee** BAR-TEE  
**25-Yoro Diallo** YOR-OWE DEE-ALL-OH

## RADIO / TV PLAYER PHOTO CHART



Sin'Cere McMahon  
G, 6-1, Jr.  
Indianapolis, Md.



Toneari Lane  
G, 6-5, R-So.  
Atlanta, Ga.



Xavier McKelvy  
G, 6-2, Fr.  
Charlotte, N.C.



Micheal Anumba  
G, 6-5, Gr.  
Reggio Emilia, Italy



Kelton Talford  
F, 6-7, Jr.  
Great Falls, S.C.



Howard Fleming Jr.  
G, 6-5, Jr.  
Louisville, Ky.



Cameron Whiteside  
G, 6-5, Jr.  
Thomasville, N.C.



Kasen Harrison  
G, 6-2, Jr.  
Beaumont, Texas



Cory Hightower  
F, 6-7, R-Sr.  
Flint, Mich.



Clay Howard  
G, 6-3, Fr.  
Aiken, S.C.



Lawrence Bartee  
F, 6-11, Fr.  
Clover, S.C.



Isaiah Wilson  
G, 6-1, Jr.  
Pittsburgh, Pa.



Michael Moore  
F, 6-10, Fr.  
Hermitage, Pa.



Yoro Diallo  
F, 6-8, Fr.  
Cincinnati, Ohio



Chase Claxton  
F, 6-7, Sr.  
Greenville, S.C.



Mark Prosser  
HEAD COACH



# EAGLE EYE VIEW OF THE TEAM

## *WINTHROP SERIES HISTORY VERSUS PRESBYTERIAN COLLEGE*

- Eagles and Blue Hose meet for the first time this season and it's the 44th meeting all-time
- Winthrop has won seven straight in the series and the last nine meetings at the Winthrop Coliseum
- Last year the Eagles swept the season series with a two point road win and four point home win
- Winthrop is 22-4 all-time against PC in regular season conference matchups
- Eagles have won 17 of the last 18 meetings
- In 43 meetings all-time the Eagles have scored 2,953 (68.67 ppg) and PC has scored 2,704 points (62.88 ppg)

## *ON THIS DATE (Jan. 4)*

- Eagles are 10-2 all-time on this date, 7-1 against league opponents
- In 2020 the Eagles traveled to Campbell, earning an 87-72 victory to start league play 2-0 as Chandler Vaudrin had 16 points, 7 rebounds and 8 assists
- In 2017, Keon Johnson scored 27 points and Xavier Cooks had 21 points as the Eagles hit 17 threes on their way to an 87-72 win at High Point
- In 2000 the Eagles traveled to Columbia, Mo. and pulled off one of the biggest wins in program history by defeating Missouri 51-45

## *AT HOME IN BIG SOUTH*

- Coming off a ninth straight home win over a conference opponent
- Overcame a 15-point second half deficit to defeat the Bulldogs, the first double-figure comeback against a league opponent at home since Jan. 22, 2022 against Gardner-Webb as the Eagles trailed by 10 that game
- Rank 3rd in the league in free throw percentage (.743) and 4th in three-point field goals per game (8.2)
- Hold a record of 23-2 at home since the 2019-20 season
- Have held opponents to 62 or fewer points in six of the seven home league games (three opponents to under 60) dating back to last season
- Went 8-0 at home in 2021-22, which was the sixth time in program history the Eagles were undefeated at home in Big South play and the first since 2006-07
- All-time the Eagles hold a Big South regular season record of 192-86 (68%) at home
- Haven't lost more than two home league games since 2011-12
- In 2021-22, the Eagles averaged 74.0 ppg and shot 51 percent from the field while holding opponents to 65.2 ppg and 42 percent shooting
- In the last 10 seasons the Eagles are 70-16

## *EAGLES IN BIG SOUTH*

- Avoiding an 0-2 start and sit at 1-1 for the 16th time in program history
- In two games the Eagles are averaging 62.0 ppg, shooting 37 percent from the floor and 24 percent from three
- Earned 14 league wins for a 3rd straight season and sixth time in program history in 2021-22
- Won the South Division title and finished with the second-best record overall last season
- The Eagles are 32-3 in conference play over the last two seasons combined
- Hold an all-time regular season league record mark of 333-224 (.594)
- The 333 victories are the most by any Big South member
- Eagles played in their 550th regular season Big South in the win at Hampton
- Led the league in scoring offense five of the last six seasons
- Over the last four seasons the Eagles are 47-6 in league play
- Have gone eight straight seasons with a winning record during league play and 19 of the last 23 seasons

## *AT HOME*

- Won second straight home game after the win over Asheville
- In six home games the Eagles have averaged 79.5 ppg and shot 50 percent from the floor while allowing 64.8 ppg and opponents are shooting 40 percent
- In 2021-22 the Eagles averaged 79.6 ppg while holding opponents to 67.7 ppg in home games
- The loss to Coastal Carolina ended the team's home winning streak at 19 in a row
- It was the third longest streak in program history, three behind the second-longest streak of 22 set back in 2004-05/2005-06
- The longest home winning streak is 24 from 2005-06/2007-08
- The loss to Coastal was the first time the Eagles scored 80 or more points in a home loss since 2-22-20 vs. Hampton (L, 87-81)
- Since becoming an NCAA D1 member, the Eagles are 157-10 when scoring 80 or more points at home
- Winthrop has won 34 of the last 36 at home
- Posted a perfect 13-0 record at home in 2021-22 that included non-conference wins over Mercer, Hartford and Furman
- Have won 10 or more home games for 10 straight seasons
- Hold an all-time record of 462-169 in home games and 415-157 all-time at the Winthrop Coliseum
- Since 1998-99 the Eagles are 284-61 at home (.824 winning percentage)
- Since 2012-13 the Eagles are 125-26 at home (.831 winning percentage)
- As an NCAA D1 member the Eagles are 382-140 in home contests

## *LOOKING BACK AT 2021-22*

- Finished with a 23-9 record and played in the Big South Tournament Championship Game for a 3rd straight year
- It was the 8th time in program history the Eagles won at least 23 games in a single-season (more 20-win seasons than anyone in Big South history)
- Earned 14 league wins for a 3rd straight season and sixth time in program history
- Won the South Division title and finished with the second-best record overall
- Winthrop became one of only four programs at the NCAA D1 level to have three or fewer conference losses in the last two seasons combined (2020-21/2021-22)
- The other three teams are Gonzaga (28-1), South Dakota State (27-3) and Colgate (27-3)
- Had winning streaks of 10 straight and seven straight during the season
- Posted the first undefeated home record (13-0) since the 2006-07 team was 15-0 at home

## *TEAM NEWS*

- Ended a four-game losing streak with a comeback victory over UNC Asheville
- The Eagles trailed by 15 points in the second half and rallied from a 15 point deficit for the third time under Mark Prosser
- The last time the Eagles rallied from a 15 point deficit was Nov. 13 in an 88-85 overtime win over Mercer
- Sitting at 6-9 for the first time since 2009-10 and the 3rd time in program history
- Winthrop has only outrebounded four opponents all season, but all four have been by double-digits
- After posting a season-low 52 points in the loss to Southern Miss, the Eagles responded by posting a season-high in points in the 101-87 win over Eastern Michigan
- It was the first 100-point game against a non-conference D1 opponent since a 102-95 win over Hampton on Nov. 14, 2015 and just the second since 1993
- Had home winning streak of 19 straight come to an end vs. Coastal Carolina, which is the first non-conference home loss since 2019 when the Eagles fell to Coastal
- Hold an all-time record of 771-589 as this will mark the 1,361st game in program history
- Have attempted more free throws than opponents in 10-of-15 games this season with two of the last four games attempting the same as opponent
- Only opponents to have more attempts were Coastal Carolina (26 attempts to 20 for Winthrop) and Furman (17-16)
- Eagles tied a season-high with 31 free throw attempts in the loss at Upstate, the first time dropping a game with 30 or more free throw attempts since Dec. 7, 2019 vs. Coastal Carolina
- Eagles had won the previous 12 games in which they attempt 30 or more free throws
- In the season opener at Penn State the Eagles allowed 18 three-pointers, the most since allowing 20 vs. Pfeiffer Nov. 13, 2018
- Winthrop hit a season-high 13 threes in the loss to Coastal Carolina and now have 10 or more threes in 18 games in the Prosser Era (Hold a 13-5 record in those 18 contests)
- Eagles received five votes in the preseason CollegeInsider.com Mid-Major Top 25 poll and received nine votes in the first regular season Mid-Major Top 25 but fell out in the poll released on Nov. 21



# EAGLE EYE VIEW OF THE TEAM

- Hold an all-time mark of 243-178 all-time the month of January (24-3 the last three seasons)
- Averaged 28.6 points per game from its bench in 2021-22 as Winthrop finished ranked 14th nationally (Cornell led at 36.1 ppg)
- For the past three seasons the Eagles have featured one of the top teams nationally in bench scoring
- In 2019-20 the team had 41 double-figure contributions off the bench and averaged 33.0 per game (2nd nationally)
- In 2020-21 the Eagles finished second again in bench scoring with 36.0 ppg and had 41 double-figure contributions (in nine fewer games than the previous year)
- This season the team is getting just 17.1 ppg from the bench (mainly due to injuries and the lack of available personnel)
- The average of 17.1 ppg from its bench is currently ranked 273rd (games through Jan. 1)
- Over the last three seasons Winthrop is 57-6 when leading at the half (115-15 since the start of the 2015-16 season/129-24 since the 2014-15 season)
- In the last 10 seasons the Eagles are 159-24 when leading at the half, 43-84 when trailing and 12-4 when tied
- In Big South contests since 2013-14, the Eagles are 104-11 when leading at the half, 29-30 when trailing and 7-2 when tied
- In the last 172 victories, the Eagles have won by double-figures in 108 of them (63%)
- Over the last 10 seasons Winthrop is 139-45 when attempting 20 or more free throws, 37-5 when attempting 30 or more and 7-0 when attempting 40 or more
- During that same time span, Winthrop is 73-66 when it has less than 20 free throw attempts
- In the last 10 seasons Winthrop is 62-10 when making 10 or more threes and attempting 20 or more free throws in same game
- Winthrop returns five players that saw action in 2021-22, two players returning that sat out last season and welcome eight newcomers
- Voted to finish second in the Big South Conference Preseason Poll (1 first-place vote)

## TEAM STREAKS

- Have hit at least one three-point basket in 332 consecutive games
- Six straight seasons averaging 8.6 three-pointers per game or more as a team
- Three straight years with 20-plus victories
- Have lost eight straight non-conference road games
- Have won 12 straight home games against Big South opponents, nine straight regular season

## MARK PROSSER

- In his second season as head coach of the Eagles and 6th season overall as a head coach
- He became the 7th head coach in program history and joined all previous head coaches in winning their first game coaching the Eagles
- Led the Eagles to 23 wins in 2021-22, the most by any first-year head coach in program history
- Prosser joined Steve Vacendak, Gregg Marshall and Randy Peele as the only coaches to start their Winthrop career 2-0
- Became 1-of-3 Winthrop coaches to win their first Big South Conference regular season game and to start 2-0 (Dan Kenney/Gregg Marshall) and just Prosser and Marshall began their Big South career 5-0
- First Winthrop coach to reach at least 11 league wins in first season at the helm (finished with 14)
- Guided the team to its first ever win over a PAC 12 opponent with an 82-74 win at Washington (11/27/21)
- Came to the Eagles after three years as head coach of Western Carolina
- In his second season with the Catamounts he and his staff put together the nation's second biggest turnaround in D1 men's basketball (12-win improvement)
- Spent six seasons at Winthrop as an Associate Head Coach (Assistant coach - 1st year)
- Holds a career record of 71-94 (63-70 at the NCAA D1 level)
- Graduated from Marist and then became a student assistant three seasons before joining the staff at Wofford as an assistant coach in 2002-03
- After one season he became an assistant coach at Bucknell (2003-08)
- While at Bucknell, the Bison upset Kansas in the 2005 NCAA Tournament
- Returned to Wofford as an assistant coach in 2008 where he remained until taking the head coaching job at Brevard College in 2011-12
- After one season he left Brevard to join the Winthrop coaching staff

## CURRENT BIG SOUTH MEMBERS

(ranked by overall wins)	Since (2012-13)		2022-23	2022-23
School	Overall	Big South	Overall	Big South
Winthrop	215-112	115-49	6-9	1-1
Gardner-Webb	184-154	94-66	7-7	2-0
Radford	176-150	98-60	7-8	1-1
UNC Asheville	169-156	90-64	9-6	1-1
High Point	162-159	89-68	8-6	0-2
Campbell	157-175	68-89	5-9	0-2
Longwood	153-217	63-112	9-5	1-0
USC Upstate**	123-178	14-38	6-7	1-1
Presbyterian College	105-221	48-125	5-10	1-1
Charleston Southern*	88-209	41-101	5-8	1-1

(Game Through 1/1/23)

\* Charleston Southern had 51 wins (31 conference wins and 3 conference tournament wins vacated)

\*\* USC Upstate overall record from 2012-13 - 2017-18 in Atlantic Sun Conference



at Penn State - Kelton Talford  
 Piedmont - Kelton Talford  
 Middle Tenn. - Sin'Cere McMahon  
 at Auburn - Kelton Talford  
 at Mercer - Sin'Cere McMahon  
 vs. Southern Miss - Kelton Talford  
 vs. EMU - Cory Hightower  
 Toccoa Falls- Sin'Cere McMahon  
 Coastal Carolina - Sin'Cere McMahon  
 South Carolina St. - Chase Claxton  
 at Furman - Kelton Talford  
 at LSU - Kelton Talford  
 at Duquesne - Kelton Talford  
 at USC Upstate - Kasen Harrison  
 UNC Asheville - Kasen Harrison  
 Presbyterian College  
 at Longwood  
 Radford  
 at Campbell  
 at High Point  
 Gardner-webb  
 Charleston Southern  
 at Presbyterian College  
 Longwood  
 at Radford  
 at UNC Asheville  
 USC Upstate  
 at Gardner-Webb  
 at Charleston Southern  
 Campbell  
 High Point

## AN EAGLES WIN WOULD...

- Be the 10th straight regular season home win over a Big South opponent
- Eight straight wins over PC
- Be the 72nd career win for Prosser and 64th win as an NCAA D1 coach
- Be the 334th all-time regular season Big South win
- Give the program 772 victories all-time
- Be the 631st all-time at the NCAA D1 level

## WINTHROP

### All-Time Head Coaches (Wins)

Coach	Wins	Losses	Pct.
Gregg Marshall	194	83	.700
Pat Kelsey	186	95	.663
Nield Gordon	160	100	.615
Randy Peele	77	82	.484
Steve Vacendak	74	98	.430
Dan Kenney	51	113	.331
Mark Prosser	29	18	.617

# 2022-23 EAGLE TRENDS

## THE EAGLES RECORD

Overall: 6-9  
 At home: 5-1  
 On the road: 0-7  
 At a neutral site: 1-1  
 In the Big South: 1-1  
 Big South Home: 1-0  
 Big South Away: 0-1  
 Overtime: 0-0  
 Night Tip: 3-4  
 Daytime Tip: 3-5  
 Morning Tip: 0-0  
 Win the Opening Tip: 4-6  
 Lose the Opening Tip: 2-3  
 Nationally ranked opponents: 0-1  
 Opponents receiving votes: 0-0  
 BIG10+: 0-1  
 SEC Network: 0-2  
 ESPN+: 5-5  
 ESPN: 0-0  
 ESPNU: 0-0  
 ESPN3: 0-0  
 Flosports: 1-1  
 Play a team with a record over .500: 3-5  
 A team with a record below .500: 3-2  
 A team with a record of .500: 0-2  
 Lead at halftime: 5-2  
 Trail at halftime: 1-6  
 Tied at halftime: 0-1  
 Lead 10+ at halftime: 3-0  
 Trail 10+ at halftime: 0-3  
 Score first: 5-5  
 1st possession is a turnover: 1-1  
 1st possession is a made FG: 3-4  
 1st possession is a missed FGA: 1-4  
 1st possession is a made FT: 0-0  
 1st possession is a missed FT: 1-0  
 Make First Field Goal Attempt: 3-4  
 Miss First Field Goal Attempt: 3-5

## SCHEDULED TIME OF TIP/DAY OF WEEK

(record by time zone, not just EST)

Tip at 11 a.m.: 0-0  
 Tip at 12 p.m.: 0-0  
 Tip at 12:30 p.m.: 1-0  
 Tip at 1 p.m.: 0-0  
 Tip at 2 p.m.: 1-4  
 Tip at 3 p.m.: 0-0  
 Tip at 4 p.m.: 1-1  
 Tip at 5 p.m.: 0-1  
 Tip at 6 p.m.: 0-2  
 Tip at 7 p.m.: 3-1  
 Tip at 8 p.m.: 0-0  
 Monday: 0-1  
 Tuesday: 2-2  
 Wednesday: 2-1  
 Thursday: 0-1  
 Friday: 0-0  
 Saturday: 2-4  
 Sunday: 0-0

## SCORING

Scores between 10-19: 0-0  
 20-29 points: 0-0  
 30-39 points: 0-0  
 40-49 points: 0-0  
 50-59 points: 0-2  
 60-69 points: 1-5  
 70-79 points: 2-0  
 80-89 points: 1-2  
 90-99 points: 1-0  
 100-plus points: 1-0  
 Shoot 10-19 percent from the field: 0-0  
 20-29%: 0-0  
 30-34%: 0-2  
 35-39%: 0-2  
 40-44%: 1-3  
 45-49%: 2-1  
 50-59%: 2-1  
 60-plus: 1-0  
 Higher FG% than opponent: 5-0  
 Lower FG % than opponent: 1-9  
 FG% is the same: 0-0

Hit 7 or more threes: 6-4  
 Hit less than 7 threes: 0-5  
 Attempt less than 20 threes: 1-2  
 Attempt 20 or more threes: 5-7  
 Attempt 30 or more threes: 1-1  
 Turn ball over less than 10 times: 0-0  
 10-15 times: 2-7  
 16-20 times: 4-1  
 21-plus: 0-1  
 Make more free throws: 5-6  
 Make fewer free throws: 0-1  
 Make same free throws: 1-2  
 Attempt more free throws: 6-4  
 Attempt fewer free throws: 0-3  
 Attempt same free throws: 0-2  
 Have more rebounds: 4-0  
 Have fewer rebounds: 2-8  
 Have same rebounds: 0-1  
 Have more turnovers: 4-8  
 Have fewer turnovers: 2-1  
 Have same turnovers: 0-0  
 Have more steals: 2-0  
 Have fewer steals: 3-8  
 Have same steals: 1-1

## LATE IN THE GAME(regulation only)

Lead with five minutes left: 5-1  
 Trail with five minutes left: 1-9  
 Tied with five minutes left: 0-0  
 Lead with one minute left: 5-0  
 Trail with one minute left: 0-9  
 Tied with one minute left: 1-0  
 Bench scores more points: 2-0  
 Bench scores fewer points: 2-9  
 Bench scores same points: 0-0  
 1 Score Double-Figures: 0-0  
 2 Score Double-Figures: 0-1  
 3 Score Double-Figures: 1-5  
 4 Score Double-Figures: 3-3  
 5 Score Double-Figures: 2-0  
 6 Score Double-Figures: 0-0  
 7 Score Double-Figures: 0-0

## GAMES DECIDED BY...

1 point: 0-0  
 2 points: 1-0  
 5 points or less: 1-1  
 6-9 points: 1-3  
 Double-figures: 4-5

## First Basket (POINT) is a...

Jumper: 1-0  
 Lay-up/Tip-in: 2-3  
 Dunk: 0-1  
 Free Throw: 1-2  
 Three-Pointer: 2-3

## POINTS OFF TURNOVERS

Score more off turnovers: 3-3  
 Outscored off turnovers: 2-6  
 Tied in points off turnovers: 1-0

## POINTS IN PAINT

Score more points in paint: 5-1  
 Outscored in paint: 0-8  
 Tied in points in paint: 1-0

## 2ND CHANCE POINTS

Score more 2nd chance points: 2-4  
 Outscored in 2nd chance points: 3-4  
 Tied in 2nd chance points: 1-1

## SCHOOLS FROM...

Pennsylvania: 0-2  
 Georgia: 2-1  
 Tennessee: 1-0  
 Alabama: 0-1  
 Mississippi: 0-1  
 Michigan: 1-0  
 Indiana: 0-0  
 Louisiana: 0-1  
 South Carolina: 1-3  
 North Carolina: 1-0

## YEAR-BY-YEAR RECORDS

(Member of NCAA DI Level Only)					
Year	Overall	Home	Away	Non-Conf.	BSC
22-23	6-9	5-1	0-7	5-8	1-1
21-22	23-9	13-0	7-7	9-7	14-2
20-21	23-2	11-1	10-0	5-1	17-1
19-20	24-10	12-4	10-6	7-7	15-3
18-19	18-12	11-3	7-8	8-5	10-6
17-18	19-12	11-3	7-8	6-5	12-6
16-17	26-7	14-3	12-3	8-4	15-3
15-16	23-9	14-1	7-7	10-4	13-5
14-15	19-13	11-3	6-10	7-7	12-6
13-14	20-13	12-3	5-10	10-7	10-6
12-13	14-17	11-4	2-12	8-7	6-10
11-12	12-20	7-5	4-11	4-10	8-10
10-11	13-17	9-4	4-10	4-8	9-9
09-10	19-14	12-2	6-11	7-8	12-6
08-09	11-19	7-6	4-12	2-10	9-9
07-08	22-12	12-3	6-7	12-8	10-4
06-07	29-5	15-0	12-3	15-5	14-0
05-06	23-8	15-1	7-6	10-5	13-3
04-05	27-6	16-0	9-4	12-5	15-1
03-04	16-12	10-4	5-7	6-5	10-6
02-03	20-10	11-3	9-4	8-6	11-3
01-02	19-12	9-4	7-5	6-7	10-4
00-01	18-13	11-1	5-7	5-9	11-3
99-00	21-9	13-1	6-7	8-5	11-3
98-99	21-8	12-1	7-6	10-6	9-1
97-98	7-20	4-9	4-10	3-11	4-8
96-97	12-15	9-4	3-10	7-6	5-9
95-96	7-19	4-8	3-10	1-11	6-8
94-95	7-20	5-7	2-12	3-8	4-12
93-94	4-23	3-9	1-13	1-8	3-15
92-93	14-16	7-5	4-10	9-5	5-11
91-92	6-22	4-11	2-10	3-11	2-12
90-91	8-20	6-7	2-12	3-10	5-9
89-90	19-10	14-4	5-7	13-4	6-6
88-89	16-13	14-5	2-8	10-5	5-7
87-88	17-13	12-3	5-10	9-6	5-7
86-87	8-20	5-5	3-14	7-12	1-7
85-86	20-9	14-2	5-6	14-6	5-3
Totals	631-498	385-140	205-310	273-262	333-225

## THE EAGLES' RECORD IN WINTHROP COLISEUM

Season	Won	Lost	Pct.
1982-83	7	8	.467
1983-84	12	5	.706
1984-85	11	4	.733
1985-86	14	2	.875
1986-87	5	5	.500
1987-88	12	3	.800
1988-89	14	5	.737
1989-90	14	4	.778
1990-91	6	7	.462
1991-92	4	11	.267
1992-93	7	5	.583
1993-94	3	9	.250
1994-95	5	7	.417
1995-96	4	8	.333
1996-97	9	4	.692
1997-98	4	9	.308
1998-99	12	1	.923
1999-00	13	1	.929
2000-01	11	1	.917
2001-02	9	4	.692
2002-03	11	3	.786
2003-04	10	4	.714
2004-05	16	0	1.000
2005-06	15	1	.938
2006-07	15	0	1.000
2007-08	12	3	.800
2008-09	7	6	.538
2009-10	12	2	.857
2010-11	9	4	.692
2011-12	7	5	.583
2012-13	11	4	.733
2013-14	12	3	.800
2014-15	11	3	.786
2015-16	14	1	.933
2016-17	14	3	.824
2017-18	11	3	.786
2018-19	11	3	.786
2019-20	12	4	.750
2020-21	11	1	.916
2021-22	13	0	1.000
2022-23	5	1	.833
35 Years	415	157	.725

# 2022-23 EXTRAS

## WINTHROP RECORD ACCORDING TO STARTING LINEUP

Wilson, McMahon, Hightower, Claxton, Talford	3-1
Harrison, Fleming Jr., Hightower, Claxton, Talford	1-0
Harrison, McMahon, Lane, Hightower, Claxton	1-0
Harrison, McMahon, Hightower, Claxton, Talford	1-3
Harrison, McMahon, Lane, Hightower, Talford	0-1
Wilson, McMahon, Lane, Claxton, Talford	0-1
McMahon, Lane, Hightower, Claxton, Talford	0-1
Harrison, Wilson, McMahon, Wilson, Talford	0-1
Harrison, McMahon, Lane, Hightower, Moore	0-1

## WINTHROP RECORD WHEN LEADING SCORER IS...

Talford	3-3
Hightower	2-2
McMahon	2-3
Lane	0-1

## WINTHROP RECORD WHEN LEADING REBOUNDER IS...

Hightower	3-0
Claxton	1-0
McKelvy	1-0
McMahon	1-0
Whiteside	1-0
Talford	2-7
Fleming Jr.	0-1
Lane	0-1

## WINTHROP RECORD WHEN LEADER IN ASSISTS IS..

Fleming Jr.	1-0
Hightower	5-3
Wilson	1-1
McMahon	1-2
Harrison	1-4

## WINTHROP RECORD WHEN OPPONENT...

Shoots less than 30%:	0-0
30-34%:	1-0
35-39%:	2-0
40-44%:	2-1
45-49%:	1-2
50-59%:	0-6
60-plus:	0-0
Makes 25 or more FG:	2-9
Makes fewer than 25 FG:	4-0
Makes 7 or more 3PT FG:	3-7
Makes 6 or less 3PT FG:	3-1
Makes more than 15 FTs:	1-1
Makes 15 or fewer FTs:	5-8
Commits 13 or fewer TOs:	2-7
Commits 14 or more TOs:	4-2
Scores the first point(s) of 2nd half:	4-2

## WINTHROP RECORD WHEN OPPONENT HAS...

A 20-point scorer:	1-5
A 30-point scorer:	0-0
A 40-point scorer:	0-0
More than one 20-point scorer:	0-1
No players in double-figures:	0-0
1 Player in double-figures:	0-0
2 Players in double-figures:	4-1
3 Players in double-figures:	1-1
4 Players in double-figures:	0-3
5 or more players in double-figures:	1-2
6 or more players in double-figures:	0-0

## Margin of Victory/Defeat

### Breakdown of Eagles' margin of victory...

1	2	3	4	5	6	7	8	9	10	11-15	16-20	21-25	26+
-	1	-	-	-	-	1	-	-	2	-	1	1	1

### Breakdown of Eagles' margin of defeat...

1	2	3	4	5	6	7	8	9	10	11-15	16-20	21-25	26-30+
-	-	-	-	1	-	-	2	1	-	1	1	3	-

## WINTHROP CURRENT STREAKS

### OVERALL

All Games	W1
Big South Games Overall	W1
Ranked opponent	L3

### HOME

All Games	W2
Non-Conference Home Games	W1
Big South Home Games	W9

### ROAD

All Games	L7
Big South Road Games	L1
Non-Conference Road Games	L7

### NEUTRAL

At Neutral Sites	W1
Ranked opponents	L3
Unranked opponents	W1

## EAGLES CURRENT STREAKS VS. BIG SOUTH OPPONENTS

Campbell	W7
Charleston Southern	W5
Gardner-Webb	W6
High Point	W1
Longwood	L2
Presbyterian College	W7
Radford	W3
UNC Asheville	W3
USC Upstate	L1

## RECORD AT WINTHROP COLISEUM

### Winthrop Record At Winthrop Coliseum When It Scores...

	Since 2004-05	All-Time (D1 level)
100+:	20-1	28-1
90-99:	25-0	42-1
80-89:	50-7	87-7
70-79:	59-7	116-28
60-69:	42-11	75-46
50-59:	18-14	23-37
40-49:	1-6	1-10

### When Winthrop Allows ( ) Points At Winthrop Coliseum...

100+:	1-1	1-1
90-99:	4-5	8-16
80-89:	18-9	26-30
70-79:	34-11	62-42
60-69:	58-14	108-36
50-59:	55-7	98-10
40-49:	39-2	49-4
30-39:	2-0	5-0

# LAST TIME WINTHROP...

## TEAM

### Scored 70-79 points

76 vs. Middle Tennessee, 11-12-22 (W, 76-68)

### Scored 80-89 points

81 at LSU, 12-17-22 (L, 89-81)

### Scored 90-99 points

99 vs. Toccoa Falls, 11-29-22 (W, 99-52)

### Scored 100+ points

101 vs. Eastern Michigan, 11-23-22 (W, 101-87)

### Both Team Score 100 Points Or More

vs. UNC Asheville, 2-26-14 (W, 107-100 in OT)

### Held opponent to 40-49 points

vs. Radford, 2-9-22 (W, 58-48)

### Held opponent to 30-39 points

vs. Lenoir-Rhyne, 11-20-12 (W, 59-35)

### Held opponent to 20-29 points

at College of Charleston (29), 2-26-83 (L, 29-23)

### Allowed 70-79 points

70 at USC Upstate, 12-29-22 (L, 70-62)

### Allowed 80-89 points

89 at LSU, 12-17-22 (L, 89-81)

### Allowed 90-99 points

93 at Penn State, 11-7-22 (L, 93-68)

### Allowed 100 points or more

119 at Auburn, 11-24-17 (L, 119-85)

### Scored 50 in a half

vs. Toccoa Falls, 11-29-22 (58-1st half)

### Allowed 50 in a half

at LSU, 12-17-22 (51-2nd half)

### Allowed 60 in a half

vs. Gardner-Webb, 1-24-19 (62-2nd half)

### Scored 60 in a half

at Longwood, 1-29-22 (61-2nd half)

### Allowed 60 in a half

vs. Gardner-Webb, 1-24-19 (62-2nd half)

### Scored 70 in a half

vs. Pfeiffer, 11-13-18 (73-1st half)

### Held Opponent under 20 points in a half

vs. Toccoa Falls, 11-29-22 (13-1st half)

### Scored under 20 points in a half

at Radford, 2-12-21 (18-1st half)

### Won in overtime

at USC Upstate, 1-26-22 (W, 95-91 in OT)

### Lost in overtime

at UNC Asheville, 2-9-17 (L, 104-101 in OT)

### Won At The Buzzer

at Radford, 2-13-16 (W, 86-84 / Keon Johnson GW Jumper)

### Lost At The Buzzer

at Fresno State, 11-10-19 (L, 77-74)

### Played In Double-Overtime

vs. Gardner-Webb, 1-11-20 (W, 99-95 in 3OT)

### Played In Triple-Overtime

vs. Gardner-Webb, 1-11-20 (W, 99-95 in 3OT)

### Played Overtime In Non-Conference Game

vs. Mercer, 11-13-21 (W, 88-85 in OT)

### Played Overtime In Non-Conference Home Game

vs. Furman, 11-30-16 (W, 58-57/OT)

### Played Overtime In Non-Conference Road Game

at Illinois, 11-21-16 (W, 84-80/OT)

### Played In Back-To-Back Overtime Games:

12-31-15, won 82-72 over Longwood, 1-3-16, lost 90-87 in OT to High Point)

### Shot 50-59 percent from field

at LSU, 12-17-22 (.517-Lost 89-81)

### Shot 60 percent or better from field

vs. Eastern Michigan, 11-23-22 (.654-Won 101-87)

### An opponent shot 50-59 percent from field

at USC Upstate, 12-29-22 (.521-Lost, 70-62)

### An opponent shot 60 percent or better from field

vs. Campbell, 12-30-20 (.620-Won 84-83)

### Shot 50-59 percent from the field in a half

UNC Asheville, 12-31-22 (.500-2nd half)

### Shot 60-69 percent from the field in a half

vs. S.C. State, 12-6-22 (.640-2nd half)

### Shot 70 percent or better from the field in a half

vs. (3) Campbell, 3-7-21 (.792-2nd half)

### Shot 50 percent or better in each half

vs. Eastern Michigan, 11-23-22 (1st .640/2nd .667)

### Pulled down 50 rebounds or more

vs. Converse, 12-31-21 (52)

### Allowed 50 or more rebounds

at #13 Auburn, 11-15-21 (53)

### Pulled down 60 rebounds or more

vs. Pfeiffer, 11-25-19 (61)

### Had 40 or more defensive rebounds

vs. Pfeiffer, 11-25-19 (45)

### Had 20 Offensive rebounds

vs. Carver College, 12-11-21 (20)

### Allowed opponent 20 Offensive rebounds

at #13 Auburn, 11-15-22 (25)

### Outrebounded Opponent by 20

vs. Converse, 12-31-21 (+22/52-30, W, 78-40)

### Outrebounded by 20

at Colorado State, 11-14-17 (-22/51-29, L 80-76)

### Won by 20-29 points

vs. Piedmont, 11-9-22 (W, 78-56/+22)

### Won by 30-39 points

vs. Converse, 12-31-21 (W, 78-40/+38)

### Won by 40-49 points

Toccoa Falls, 11-29-22 (W, 99-52/+46)

### Won by 50+ points

vs. Mars Hill, 11-21-17 (W, 104-49/+55)

### Lost by 20-29 points

vs. Southern Miss, 11-22-22 (L, 77-52/-25)

### Lost by 30-39 points

at Auburn, 11-24-17 (L, 119-85)

### Lost by 40-49 points

vs. Duke, 3-14-02 (L, 84-37/-47)

### Lost by 50+ points

at Syracuse, 11-22-96 (L, 106-51/-55)

### Hit 10 or more threes

at LSU, 12-17-22 (11)

### Hit 15 or more threes

at Washington State, 11-22-21 (16)

### Allowed 10 or more threes

at Duquesne, 12-21-22 (12)

### Allowed 15 or more threes

at Penn State, 11-7-22 (18)

### Did not hit a three-pointer in a game

vs. Presbyterian College, 2-14-12 (0-8)

### Held opponent without a three-pointer

at Liberty, 1-22-15 (0-10)

### Shot 60 percent from three (10 made min.)

vs. Charleston Southern, 1-27-16 (17-28/.607%)

### Shot 100 percent from FT Line (10 made min.)

vs. Coastal Carolina, 2-18-16 (20-20)

### Shot 50 percent or less from FT Line (15 FTA min.)

at USC Upstate, 12-12-20 (8-for-19/42%)

### Attempted 30-39 Free Throws

vs. Middle Tennessee, 11-12-22 (31)

### Attempted 40-49 free throws

vs. Gardner-Webb, 1-11-20 (40)

### Attempted 50 or more free throws

vs. Campbell, 12-30-20 (50)

### Dished out 20 or more assists

vs. Converse College, 12-31-21 (21)

### Had 15 Or More Steals

vs. Greensboro College, 12-6-16 (20-One shy of school record)

### No Steals in a game

vs. Villanova (3/19/21)

### Had 10 or More Blocks

at High Point, 2-10-18 (10)

### Commit 5 or fewer turnovers in a game

at Coastal Carolina, 3-8-15 (5)

### Commit 20 or more turnovers in a game

vs. Southern Miss, 11-22-22 (22)

### Commit 30 or more turnovers in a game

No games since 1994-95 (no team game-by-game available prior)

### Had 3 players in double-figures

at USC Upstate, 12-29-22 (Hightower 16, Harrison 13, Talford 10)

### Had 4 players in double-figures

vs. UNC Asheville, 12-31-22 (Talford 14, Harrison 12, Lane 12, Claxton 10)

### Had 5 or more players in double-figures

Toccoa Falls, 11-29-22 (McMahon 22, McKelvy 15, Hightower 12, Lane 12, Harrison 11)

### Had 6 or more players in double-figures

vs. Mary Baldwin, 11-9-21 (Burns Jr. 30, Hightower 13, Talford 13, Corbin 12, McMahon 10, Claxton 10)

### Had 7 or more players in double-figures

vs. Pfeiffer, 11-25-19 (Burns Jr. 19, Corbin 16, Ferguson 14, Jones Jr. 13, Zunic 13, King 11, Hale 10)

### Played a ranked team

at #13 Auburn 11-15-22 (Lost, 89-65)

## WINTHROP PLAYER...

### Score 20-29 Points

12-17-22 at LSU (Cory Hightower 25/Kelton Talford 23)

### Score 30-39 Points

2-19-22 at UNC Asheville (Patrick Good, 30)

### Score 40 Or More Points

2-9-17 at UNC Asheville (Keon Johnson, 40)

### Had two players score 20 or more points same game

11-23-22 vs. Eastern Michigan (Cory Hightower 23 / Toneari Lane 20)

### Hit 10 Field Goals Or More

Kelton Talford at LSU, 12-17-22 (11-of-15)

### Made 10 or more free throws

Kasen Harrison at Furman, 12-10-22 (11-of-12)

### Made 5 or more threes

Toneari Lane vs. Eastern Michigan, 11-23-22 (6-for-8)

### Had 20 or more rebounds

Xavier Cooks at Longwood (20)

### Had 20 points, 20 rebounds same game

Xavier Cooks at Longwood (21 points, 20 rebounds)

### Dish Out 10 Or More Assists

Chandler Vaudrin/Russell Jones Jr. vs. (8) High Point, 3-1-21

### Record 5 Or More Steals

Cory Hightower (5, at Middle Tennessee State, 11-16-21)

### Have 5 Or More Blocks

Josh Ferguson vs. ETSU, 11-17-18 (5)

### Registered A Double-Double (Guard)

Adam Pickett (23 points, 12 rebounds vs. Presbyterian College, 2-13-19)

### Registered A Double-Double (Forward/Center)

Cory Hightower (11 points, 10 rebounds vs. S.C. State, 12-6-22)

### Two Player Record Double-Double

at Gardner-Webb, 2-15-18 (Xavier Cooks/Adam Pickett)

### Registered A Triple-Double

Chandler Vaudrin (10 points, 12 rebounds, 10 assists vs. (8) High Point, 3-1-21)



# 2022-23 MISC. STATS

## Most 1st Half Points

Winthrop 58 vs. Toccoa Falls  
Opponents 44 at Penn St.

## Most 2nd Half Points

Winthrop 54 vs. EMU  
Opponents 51 at LSU

## Fewest 1st Half Points

Winthrop 21 at Duquesne  
Opponents 13 vs. Toccoa Falls

## Fewest 2nd Half Point

Winthrop 18 vs. Sou. Miss  
Opponents 22 vs. Piedmont

## Largest Half Time Lead

Winthrop 45 vs. Toccoa Falls  
Opponents 19 at Washington St.

## Largest Margin of Victory

Winthrop 47 vs. Toccoa Falls  
Opponents 14 at Vanderbilt

## Largest Deficit in Win

Winthrop 4 vs. E. Michigan

## Largest Deficit In Loss

Winthrop 34 at Auburn

## Largest Lead In Loss

Winthrop 7 vs. Coastal

## Largest Lead In Win

Winthrop 50 vs. Toccoa Falls

## Most Points 1st OT

Winthrop n/a  
Opponents n/a

## Most Points 2nd OT

Winthrop n/a  
Opponents n/a

## Most Points 3rd OT

Winthrop n/a  
Opponents n/a

Career numbers (below) only reflect NCAA D1 level

## First Player To Score

Talford 6  
McMahon 5  
Claxton 1  
Fleming Jr. 1  
Lane 1

Anumba 0 5

## Steals Leader

Claxton 7 20  
Harrison 5 19  
McMahon 3 14  
McKelvy 3 3  
Fleming Jr. 2 15

## 20-29 Points

McMahon 4 5  
Hightower 3 11  
Talford 3 5  
Lane 1 1  
Harrison 0 4  
Fleming Jr. 0 1

## First Off The Bench

Lane 7  
Harrison 3  
Moore 3  
Fleming Jr. 2  
McKelvy 2  
McMahon 1  
Talford 1  
Wilson 1

Lane 2 2  
Wilson 2 2  
Hightower 1 33  
Talford 1 6  
Anumba 0 16

## 30+ Points

none

## 40+ Points

none

## Blocks Leader

Claxton 8 37  
Talford 6 19  
Hightower 1 38  
Lane 2 2  
Moore 2 2  
Wilson 1 1  
Anumba 0 10

## 10+ Assists

Hightower 0 1

## Points Leader

Talford 6 8  
McMahon 5 6  
Hightower 4 30  
Lane 1 1  
Harrison 0 8  
Anumba 0 3  
Claxton 0 2

## 10+ Rebounds

Talford 3 7  
Hightower 1 11  
Anumba 0 1  
Fleming Jr. 0 1

## Rebound Leader

Talford 10 24  
Hightower 3 43  
Lane 1 1  
Moore 1 1  
Anumba 0 13  
Claxton 0 9  
Fleming Jr. 0 5  
Harrison 0 2  
McMahon 0 1

## Dunks

Talford 8 38  
McKelvy 5 5  
Claxton 4 76  
Moore 2 2  
Hightower 2 3  
Anumba 0 1

## 20+ Rebounds

none

## 5+ Steals

Hightower 0 1  
Harrison 0 1

## Double-Figures

Talford 14 29  
Hightower 11 85  
Harrison 8 37  
McMahon 8 20  
Lane 8 8  
Claxton 2 11  
McKelvy 2 2  
Wilson 2 2  
Fleming Jr. 1 8  
Anumba 0 27

## Double-Doubles

Talford 3 6  
Hightower 1 10  
Claxton 0 1

## Assist Leader

Hightower 8 28  
Harrison 5 29  
McMahon 4 4  
Wilson 2 2  
Fleming Jr. 1 15

## 20/20 Pts/Reb

none

## Triple-Doubles

Cory Hightower 0 1



# EAGLE EYE VIEW OF THE TEAM

## LAST 10 WINS

62-60 vs. UNC Asheville, 12-31-22  
 81-67 vs. S.C. State, 12-6-22  
 99-52 vs. Toccoa Falls, 11-29-22  
 101-87 vs. Eastern Michigan, 11-23-22  
 76-68 vs. Middle Tennessee  
 78-56 vs. Piedmont, 11-9-22  
 76-67 vs. (3) Gardner-Webb, 3-5-22  
 68-51 vs. (7) High Point, 3-4-22  
 92-86 vs. Charleston Southern, 2-26-22  
 89-59 vs. USC Upstate, 2-24-22

## LAST 10 LOSSES

70-62 at USC Upstate, 12-29-22  
 74-57 at Duquesne, 12-21-22  
 89-81 at LSU, 12-17-22  
 82-67 at Furman, 12-10-22  
 86-81 vs. Coastal Carolina, 12-3-22  
 77-52 vs. Southern Miss, 11-22-22  
 77-68, at Mercer, 11-19-22  
 89-65, at #13 Auburn, 11-15-22  
 93-68 at Penn St., 11-7-22  
 92-88 at Longwood, 1-29-22

### Winthrop All-Time Record By Months

November	119-89 (.572)
December	131-145 (.472)
January	243-178 (.577)
February	222-144 (.601)
March	54-32 (.627)

### Record By Days Of The Week Since 2012-13

Year	Monday	Tuesday	Wednesday	Thursday	Friday	Saturday	Sunday	Overall
12-13	0-0	3-3	4-5	0-1	0-0	6-8	1-0	14-17
13-14	0-0	2-1	7-5	1-0	1-0	8-5	1-2	20-13
14-15	3-1	1-0	5-3	2-2	1-1	6-5	1-1	19-13
15-16	2-0	3-2	3-2	3-2	2-1	9-1	1-1	23-9
16-17	1-0	3-0	5-0	6-2	1-1	9-3	1-1	26-7
17-18	1-0	1-4	3-1	3-2	1-3	7-2	3-0	19-12
18-19	1-0	1-3	2-2	5-3	0-0	8-4	1-0	18-12
19-20	3-1	1-0	1-1	9-3	1-1	8-3	1-1	24-10
20-21	2-0	3-0	2-0	7-0	3-1	3-0	3-0	23-1
21-22	1-2	2-2	4-1	4-0	2-0	10-3	0-1	23-9
22-23	0-1	2-2	2-1	0-1	0-0	2-4	0-0	6-9
<b>Totals</b>	<b>14-5</b>	<b>22-17</b>	<b>38-21</b>	<b>39-16</b>	<b>12-8</b>	<b>77-38</b>	<b>15-7</b>	<b>215-112</b>

### Double Digit Deficits In A Win (Since 2012-13)

(most recent in Bold/Italic)

15	12-31-22 vs. UNC Asheville	W	62-60
15	11-13-21 vs. Mercer	W	88-85 OT
15	3-8-20 vs. (5) Hampton	W	76-68
15	1-25-14 vs. VMI	W	58-57
15	1-5-19 at UNCA	W	80-65
14	2-13-19 vs. PC	W	93-85
14	12-20-16 vs. Georgia Southern	W	86-84
13	1-24-15 vs. Campbell	W	71-63
12	1-16-20 at Hampton	W	116-95
12	11-28-18 at Tennessee Tech	W	82-70
12	12-29-18 vs. Prairie View	W	76-62
12	11-21-16 at Illinois	W	84-80 OT
12	3-5-14 vs. Liberty	W	77-65
12	11-9-13 vs. Roanoke College	W	93-74
<b>11</b>	<b>2-5-22 at Hampton</b>	<b>W</b>	<b>69-57</b>
11	1-26-22 at USC Upstate	W	95-91 OT
11	1-20-22 at Presbyterian	W	60-58
11	12-21-19 vs. Elon	W	85-80
11	1-24-18 at Longwood	W	95-78
11	1-19-17 vs. UNCA	W	76-73
11	2-26-14 vs. UNCA	W	107-100 OT
10	1-22-22 vs Gardner-Webb	W	64-62
10	2-18-21 at High Point	W	76-70
10	12-16-17 at Alabama State	W	88-80
10	1-12-18 at Charleston Southern	W	64-53
10	12-17-16 at Hampton	W	86-79
10	12-29-16 at Charleston Southern	W	84-68
10	1-24-16 at Longwood	W	82-68

### Double Digit Leads In A Loss (Since 2012-13)

23	1-6-16 at UNCA	L	85-84
18	1-26-19 at PC	L	99-91
17	1-10-15 at Gardner-Webb	L	65-64
16	2-11-15 at High Point	L	73-72
15	12-7-19 vs. Coastal Carolina	L	92-88
14	11-14-17 at Colorado State	L	80-76
14	1-28-17 vs. High Point	L	83-80 OT
12	12-15-21 at Elon	L	63-61
12	1-17-15 vs. Radford	L	85-77
12	2-1-14 at High Point	L	65-64
12	2-19-13 at Gardner-Webb	L	65-52
11	2-6-13 at UNCA	L	69-56
10	2-21-19 at Radford	L	87-81
10	1-26-14 at Radford	L	58-57

## 2022-23 STARTERS BY GAME

DATE	OPPONENT	G	G	G/F	F	F/C
11/7	at Penn St.	Wilson	McMahon	Lane	Claxton	Talford
11/9	Piedmont	Wilson	McMahon	Hightower	Claxton	Talford
11/12	Middle Tennessee	Wilson	McMahon	Hightower	Claxton	Talford
11/15	at Auburn	Wilson	McMahon	Hightower	Claxton	Talford
11/19	at Mercer	Harrison	Wilson	McMahon	Lane	Talford
11/22	vs. Southern Miss	McMahon	Lane	Hightower	Claxton	Talford
11/23	vs. Eastern Michigan	Wilson	McMahon	Hightower	Claxton	Talford
11/29	Toccoa Falls	Harrison	McMahon	Lane	Hightower	Claxton
12/3	Coastal Carolina	Harrison	McMahon	Hightower	Claxton	Talford
12/6	S.C. State	Harrison	McMahon	Hightower	Claxton	Talford
12/10	at Furman	Harrison	McMahon	Hightower	Claxton	Talford
12/17	at LSU	Harrison	McMahon	Lane	Hightower	Talford
12/21	at Duquesne	Harrison	McMahon	Lane	Hightower	Moore
12/29	at USC Upstate	Harrison	McMahon	Hightower	Claxton	Talford
12/31	at UNC Asheville	Harrison	Fleming Jr.	Hightower	Claxton	Talford
1/4	Presbyterian College					
1/7	at Longwood					
1/11	Radford					
1/14	at Campbell					
1/18	at High Point					
1/21	Gardner-Webb					
1/25	Charleston Southern					
1/28	at Presbyterian College					
2/1	Longwood					
2/4	at Radford					
2/8	at UNC Asheville					
2/11	USC Upstate					
2/15	at Gardner-Webb					
2/18	at Charleston Southern					
2/22	Campbell					
2/25	High Point					

## 2022-23 SPECIALTY STATS

DATE/OPPONENT		IN PAINT (WU/OPP)	OFF-TO (WU/OPP)	2ND CHANCE (WU/OPP)	FAST BREAK (WU/OPP)	BENCH	TIES/LEAD	LARGEST LEAD	BIGGEST DEFICIT
11/7	at Penn St.	22/30	13/28	3/10	7/15	15/24	1/2	1	27
11/9	Piedmont	32/18	20/7	10/6	9/6	23/17	0/0	22	none
11/12	Middle Tennessee	36/18	11/20	2/17	2/4	17/17	0/0	19	none
11/15	at Auburn	32/50	13/14	17/19	3/17	35/39	0/1	2	34
11/19	at Mercer	24/38	12/10	15/8	5/10	3/31	1/3	4	14
11/22	vs. Southern Miss	16/42	9/27	10/13	0/14	12/21	5/8	6	25
11/23	vs. Eastern Michigan	44/36	14/14	1/22	22/17	39/8	1/6	21	4
11/29	Toccoa Falls	60/30	26/14	18/6	16/13	35/36	0/0	50	none
12/3	Coastal Carolina	26/40	21/18	19/16	3/11	19/25	16/10	7	7
12/6	S.C. State	42/40	15/14	10/10	11/10	15/38	4/8	14	3
12/10	at Furman	38/46	13/12	2/12	3/16	3/13	9/8	2	15
12/17	at LSU	40/42	11/21	14/3	11/9	1/15	9/17	4	12
12/21	at Duquesne	32/30	7/23	13/9	2/15	15/11	0/0	none	27
12/29	at USC Upstate	22/38	17/18	12/12	0/11	9/47	2/1	3	17
12/31	UNC Asheville	32/32	12/14	2/9	6/10	16/8	1/5	2	15
1/4	Presbyterian College								
1/7	at Longwood								
1/11	Radford								
1/14	at Campbell								
1/18	at High Point								
1/21	Gardner-Webb								
1/25	Charleston Southern								
1/28	at Presbyterian College								
2/1	Longwood								
2/4	at Radford								
2/8	at UNC Asheville								
2/11	USC Upstate								
2/15	at Gardner-Webb								
2/18	at Charleston Southern								
2/22	Campbell								
2/25	High Point								
Totals		480/548	214/254	155/165	102/176	257/350	48/63	Largest - 50	Biggest - 34
Averages		32.0/36.5	14.3/16.9	10.3/11.0	6.8/11.7	17.1/23.3			

# MARK PROSSER

Mark Prosser enters his second season at the helm of the men's basketball program.

Prosser became the 7th head coach in Winthrop men's basketball history when he was introduced Apr. 2., 2021

In his first season with the Eagles he guided them to the Big South Conference Championship game and a 23-win season.

The 23 wins were the most by any coach in program history in their first season. It was the third time a first-year head coach won 20 or more games.

He joined Gregg Marshall as the only coaches in program history to begin conference play 5-0 in their first season.

On Nov. 27, 2021 he led the Eagles to the program's first ever win over a PAC-12 opponent with an 82-74 victory at Washington.

The Eagles posted a 13-0 home record, just the third time in program history a team finished with a perfect record at home.

Prosser has spent the previous three seasons as the head coach of the Western Carolina men's basketball program and is no stranger to Winthrop. In April of 2012, Prosser was hired as an assistant coach under Pat Kelsey and then served as Associate Head Coach from August of 2013 until his departure to Western Carolina in the spring of 2018. Before departing for Western Carolina, Prosser played a role in helping bring the Winthrop men's basketball program back to the top of the Big South Conference, which was achieved when the Eagles captured the 2017 Big South Conference Championship and returned to the NCAA Tournament.

"My family and I could not be more excited to come home to Winthrop University and the Rock Hill community," said Prosser. "We'd like to thank Dr. Halpin, Dr. Hynd, the Board of Trustees and the entire Winthrop community for entrusting us with one of the most prestigious college basketball programs in the country."

In just his second season at the helm of the Cata-mounts program, Prosser led the team to a 12-win improvement to finish the season at 19-12. It was the second-most improved mark across NCAA Division I men's basketball. That season the team reached the Southern Conference semifinals before falling to eventual champion ETSU. That season Prosser's achievement was recognized by College Insider as he was honored as the Skip Prosser 'Man of the Year' award, which is named after his father.

Winthrop has been one of the top three-point shooting teams in the Big South Conference and nationally over the last 5-6 years and Prosser's teams in three seasons averaged 9.15 threes per game, which included a program record for a single-season with 302 in 2019-20. In 2018-19 the team set the program record for threes in a single-season, which now sits as the second-most.

Prosser began his coaching career as an assistant coach with Wofford College in Mike Young's first season (2002-03). During that season the Terriers posted a 14-15 mark, which included a 79-77 victory at Virginia Tech. In the Southern Conference, Wofford posted an 8-8 record and advanced to the

quarterfinals of the conference tournament.

Following his year at Wofford, Prosser headed to Bucknell as an assistant from 2003-08 under Pat Flannery.

It was at Bucknell that Prosser experienced the most post-season success as the Bison scored two NCAA Tournament upset victories during his tenure. In 2005, the 14th-seeded Bison upset No. 3 Kansas in the first round, earning the award for "Best Upset" at the 2005 ESPY Awards, and finished the year ranked 25th overall nationally with a 23-10 record. The following season, No. 9 seed Bucknell defeated No. 8 Arkansas in March Madness.

In 2005-06, the Bison went undefeated in Patriot League play, the first team to do so in conference history. The team was ranked in the top 25 for the first time in school history and featured Patriot League Player of the Year Charles Lee. For the NCAA Tournament, the Bison were seeded 9th and defeated Arkansas in the first round. In the second round they were defeated by Memphis to end the season at 27-5, the best record in school history. While at Bucknell, Prosser signed 2008 Patriot League All-Freshman team selection Todd O'Brien and was involved in the player development of Charles Lee, who went on to sign a professional contract with the NBA's San Antonio Spurs. Lee was a three-time All-Patriot League selection and the 2006 Patriot League Player of the Year.

In the summer of 2008, Prosser returned to the sidelines at Southern Conference-member Wofford. During his first season back in Spartanburg in 2008, the Terriers set a school record with 12SoCon wins. In addition, the team posted its first winning overall record since moving to the NCAA Division I level. The following year, Prosser helped Wofford reach a school-record 26 wins along with the Southern Conference Championship and a trip to the NCAA Tournament.

All told, with Prosser on the bench in Spartanburg, the Terriers posted a 63-36 (.636) overall record, highlighted by back-to-back SoCon regular season and tournament championships, and consecutive appearances in the NCAA Tournament. He helped Wofford to a then school-record 26 victories in 2009-10 with a second 20-win season in 2010-11 with a squad that led the SoCon in assists and was also first in assist/turnover margin. Wofford also was eighth in the nation in 3-point percentage and 12th in overall field goal percentage.

Prosser was instrumental in the development of three-time first-team All-SoCon selection Noah Dahlman, a post player who scored more than 2,000 career points and was twice dubbed SoCon Tournament MVP.

A native of Wheeling, W.Va., Prosser played collegiately at Marist College in Poughkeepsie, N.Y., before a knee injury ended his career prematurely. He began his coaching career as a student assistant coach at Marist until his graduation in 2002, helping the Red Foxes to a share of the Metro-Atlantic Athletic Conference (MAAC) regular season title in 2001-02.

Prosser and his wife Emily are the parents of two -- a daughter, Ava Grayce and a son, Declan.



## Career Record

Winthrop: 29-18

Career: 71-94

Big South: 15-3

## Coaching Experience

1999-2002

Marist

Student Assistant

2002-03

Wofford College

Assistant Coach

2003-08

Bucknell

Assistant Coach

2008-11

Wofford College

Assistant Coach

2011-12

Brevard College

Head Coach

2012-2013

Winthrop

Assistant Coach

2013-18

Winthrop

Associate Head Coach

2018-21

Western Carolina

Head Coach

2021-present

Winthrop

Head Coach

## Playing Experience

1998-99

Marist

# MARK PROSSER ERA



## Prosser Facts

- Hired as the 7th head coach in Winthrop men's basketball history on Apr. 2, 2021
- Earned his first win at Winthrop on Nov. 9, 2021 with a 110-78 victory over Mary Baldwin as all seven head coaches in program history won in their debut
- Became the 3rd Winthrop coach in program history to win 20 games in first season
- First Winthrop coach to 14 league wins in first season and one of only two to do so in league history (Terry Truax of Towson - 14 in 1992-93)
- Became the 4th coach in program history to begin Winthrop career 2-0
- Prosser and Marshall are also the only coaches to start Big South career 5-0
- Joined Dan Kenney and Gregg Marshall as the only Winthrop coach to get a win in their first Big South Conference regular season contest
- Led Eagles to first ever win over PAC 12 opponent with an 82-74 win at Washington on Nov. 27, 2021
- The win at Washington was the first over a Power 5 team in his career (8th meeting ever vs. Power 5 and is now 1-7)
- Has been on staff for nine conference championship title games and five NCAA Tournament appearances
- Between being the head coach and an assistant coach he's represented Winthrop in 202 games on the bench

## WINTHROP 1ST YEAR HEAD COACHING RECORDS

Mark Prosser	23-9
Nield Gordon	22-9
Gregg Marshall	21-8 (29 game season)
Randy Peele	20-11
Pat Kelsey	14-17
Dan Kenney	14-16
Steve Vacendak	8-20 (28 game season)

## PROSSER TRENDS

	<u>WU</u>	<u>Career</u>
Lead at the half:	21-5	52-18
Trail at the half:	6-12	15-73
Tied at the half:	2-1	4-3
Double-Figure leads at the half:	8-0	21-1
Double-Figure deficit at the half:	1-7	4-39
Score 100+:	2-0	7-0
Score 90+:	5-0	20-1
Score 80+ :	14-4	38-14
Score 70+:	20-4	61-31
Score 60+:	28-14	70-67
Score less than 60:	1-4	1-27
Allow 100+:	0-0	0-3
Allow 90+:	1-3	5-19
Allow 80+:	6-8	18-49
Allow 70+:	11-17	38-78
Allow 60+:	19-18	54-92
Allow less than 60 points:	10-0	17-2
Shoot 50% or better:	18-1	42-11
Shoot 40% or better:	29-12	63-60
Shoot 70% or better at FT Line:	15-13	39-48
Shoot 80% or better at FT Line:	7-6	19-16
Higher field goal percentage:	27-3	61-17
Lower field goal percentage:	2-15	10-76
Same field goal percentage:	0-0	0-1
Outrebound opponent:	20-1	52-30
Outrebound opponent 10+:	11-0	24-5
Outrebounded by opponent:	8-16	15-57
Rebounds are even:	1-1	4-7
More free throw attempts:	25-5	48-40
Fewer free throw attempts:	3-11	20-58
Free throw attempts are even:	1-2	3-6
Make 7+ 3's:	22-9	58-58
Make 10+ 3's:	13-6	38-23
Day games:	10-8	36-40
Night games:	19-10	34-54
Morning games:	0-0	1-0
Games on Monday:	2-2	4-7
Games on Tuesday:	4-4	6-9
Games on Wednesday:	6-2	13-27
Games on Thursday:	4-1	7-7
Games on Friday:	2-0	3-7
Games on Saturday:	12-7	36-35
Games on Sunday:	0-1	2-2

## Games Decided By:

1 point:	4-1
2 points:	6-4
5 points or less:	20-20
6-9 points:	18-19
Double-figures:	32-55



# PROSSER ALL-TIME RECORD vs. OPPONENTS

Team	Games	Overall	Home	Road	Neutral	BSC Tourney	PF	PA
Anderson (S.C.)	2	1-1	0-1	1-0	0-0	0-0	145	140
Auburn	1	0-1	0-0	0-1	0-0	0-0	65	89
Barton	1	0-1	0-0	0-0	0-1	0-0	55	89
Belmont Abbey	1	0-1	0-1	0-0	0-0	0-0	80	90
Bryan	1	1-0	1-0	0-0	0-0	0-0	70	64
Bowling Green	1	0-1	0-0	0-1	0-0	0-0	52	73
Campbell	1	1-0	1-0	0-0	0-0	0-0	74	72
Carson-Newman	2	0-2	0-1	0-1	0-0	0-0	108	153
Carver College	1	1-0	0-0	0-0	1-0	0-0	83	52
Catawba College	2	0-2	0-1	0-1	0-0	0-0	106	135
Charleston Sou.	2	2-0	1-0	1-0	0-0	0-0	162	151
Chattanooga	6	3-3	1-2	2-1	0-0	0-0	466	470
Citadel	7	5-2	3-0	2-1	0-1	0-0	604	579
Coastal Carolina	2	0-2	0-1	0-1	0-0	0-0	145	160
College of Charleston	2	1-1	0-1	1-0	0-0	0-0	150	147
Converse	1	1-0	1-0	0-0	0-0	0-0	78	40
Duquesne	1	0-1	0-0	0-1	0-0	0-0	57	74
Eastern Michigan	1	1-0	0-0	0-0	1-0	0-0	101	87
Elon	1	0-1	0-0	0-1	0-0	0-0	61	63
ETSU	7	0-7	0-3	0-3	0-1	0-0	477	567
Florida State	1	0-1	0-0	0-1	0-0	0-0	74	79
Furman	8	1-7	1-3	0-4	0-0	0-0	576	644
Gardner-Webb	4	4-0	2-0	1-0	1-0	1-0	292	258
Georgia	1	0-1	0-0	0-1	0-0	0-0	72	91
Hampton	1	0-0	1-0	0-0	0-0	0-0	69	57
Hartford	1	1-0	1-0	0-0	0-0	0-0	82	75
High Point	3	1-2	0-0	0-2	1-0	1-0	183	202
Hiwassee	1	1-0	1-0	0-0	0-0	0-0	94	55
Iowa	1	0-1	0-0	0-1	0-0	0-0	60	78
Jacksonville	2	2-0	1-0	1-0	0-0	0-0	173	159
Jacksonville State	1	0-1	0-0	0-0	0-1	0-0	53	84
Lees-McRae	1	1-0	1-0	0-0	0-0	0-0	71	55
Lenoir-Rhyne	2	1-1	1-0	0-1	0-0	0-0	133	130
Lincoln Memorial	2	0-2	0-1	0-1	0-0	0-0	101	153
Longwood	2	0-2	0-0	0-1	0-1	0-1	146	171
LSU	1	0-1	0-0	0-1	0-0	0-0	81	89
Mars Hill	2	2-0	1-0	1-0	0-0	0-0	169	156
Mary Baldwin	1	1-0	1-0	0-0	0-0	0-0	110	78
Mercer	9	4-5	3-1	0-4	1-0	0-0	690	671
Middle Tennessee	2	1-1	1-0	0-1	0-0	0-0	141	144
Mississippi State	1	0-0	0-0	0-0	0-1	0-0	63	84
Montevallo	1	0-1	0-1	0-0	0-1	0-0	40	83
Mount Olive	1	0-1	0-0	0-1	0-0	0-0	78	100
Newberry	3	1-2	1-1	0-1	0-0	0-0	239	261
North Carolina A&T	3	3-0	2-0	1-0	0-0	0-0	258	216
North Carolina State	1	0-1	0-0	0-1	0-0	0-0	67	100
North Georgia	1	0-1	0-0	0-1	0-0	0-0	66	75
North Greenville	1	0-1	0-0	0-1	0-0	0-0	61	68
Penn St.	1	0-1	0-0	0-1	0-0	0-0	68	93
Piedmont	3	3-0	3-0	0-0	0-0	0-0	282	161
Presbyterian	2	2-0	1-0	1-0	0-0	0-0	125	119
Radford	1	1-0	0-0	0-0	0-0	0-0	58	48
Samford	5	3-2	2-0	1-2	0-0	0-0	422	391
SMU	1	0-1	0-0	0-1	0-0	0-0	65	98
South Carolina St.	1	1-0	1-0	0-0	0-0	0-0	81	67
Southern Miss	2	0-2	0-0	0-0	0-2	0-0	115	145
Stetson	1	1-0	0-0	1-0	0-0	0-0	70	64
Tennessee Tech	2	2-0	1-0	1-0	0-0	0-0	165	151
Toccoa Falls	1	1-0	1-0	0-0	0-0	0-0	99	52
Troy	1	0-1	0-0	0-0	0-1	0-0	64	66
Tusculum	2	0-2	0-1	0-1	0-0	0-0	113	140
UNC Asheville	7	6-1	3-0	3-1	0-0	0-0	467	525
UNC Greensboro	6	1-5	0-3	1-2	0-0	0-0	393	465
UNC Wilmington	1	1-0	0-0	0-0	1-0	0-0	98	76
USC Upstate	3	2-1	1-0	1-1	0-0	0-0	246	220
Vanderbilt	1	0-1	0-0	0-1	0-0	0-0	63	77
VCU	1	0-1	0-0	0-1	0-0	0-0	68	93
VMI	7	2-5	1-2	1-2	0-1	0-0	547	575
Wake Forest	1	0-1	0-0	0-1	0-0	0-0	64	71
Washington	1	1-0	0-0	1-0	0-0	0-0	82	74
Washington State	1	0-1	0-0	0-1	0-0	0-0	86	92
Wingate	2	0-2	0-1	0-1	0-0	0-0	110	147
Wofford	6	2-4	1-2	1-2	0-0	0-0	405	474
Wright State	1	0-1	0-0	0-1	0-0	0-0	73	96
Xavier	1	0-1	0-0	0-1	0-0	0-0	61	74
Young Harris	2	0-2	0-1	0-1	0-0	0-0	140	171
<b>TOTALS</b>	<b>165</b>	<b>71-94</b>	<b>40-27</b>	<b>23-56</b>	<b>6-10</b>	<b>2-1</b>	<b>12,094</b>	<b>11,592</b>

## WINTHROP'S ALL-TIME 30/40-POINT GAMES

### 40-POINT GAMES

Melvin Branham (Jr.)	45	Jan. 10, 1994 at Charleston Southern
David McMahan	42	Jan. 15, 1996 vs. Coastal Carolina
Keon Johnson	40	Feb. 9, 2017 at UNC Asheville
Michael Jenkins	40	Nov. 10, 2006 vs. North Greenville
Fred McKinnon	40	Nov. 29, 1985 vs. Morris College

### 30-POINT GAMES

Keon Johnson	39	Feb. 4, 2017 vs. Campbell
Mike Gaither	39	Nov. 18, 1982 vs. Coker College (Clover, SC)
Keon Johnson	38	Nov. 21, 2016 at Illinois
Jimmy Gavin	38	Nov. 27, 2015 at North Carolina State (Raleigh, NC)
Greg Lewis	38	Dec. 21, 1999 vs. UNC Greensboro
Keon Johnson	37	Dec. 31, 2016 vs. Radford
Robbie Waldrop	37	Feb. 12, 1998 at Charleston Southern
Xavier Cooks	36	Feb. 15, 2018 at Gardner-Webb
Keon Johnson	36	Jan. 27, 2016 vs. Charleston Southern
Fred McKinnon	36	Feb. 2, 1985 at Livingstone College
Charles Brunson	36	Nov. 25, 1980 at Voorhees
Nych Smith	35	Jan. 26, 2019 at Presbyterian College
Fred McKinnon	35	Jan. 16, 1986 vs. Central Wesleyan College
Charles Brunson	35	Feb. 4, 1982 vs. Erskine
Charles Brunson	35	Dec. 10, 1980 at Belmont Abbey
David McMahan	34	Dec. 30, 1995 at Georgia State
Charles Brunson	34	Nov. 22, 1980 at Morris College
Charles Brunson	34	Nov. 19, 1980 vs. Allen University
Patrick Good	33	Nov. 22, 2021 at Washington State
Andre Jones	33	Dec. 27, 2011 at Georgia
Michael Jenkins	33	Mar. 6, 2008 vs. UNC Asheville (Big South Tourney Championship game)
Greg Lewis	33	Feb. 18, 2002 vs. Coastal Carolina
George Henson	33	Feb. 10, 1990 at Campbell
Shaun Wise	33	Dec. 28, 1989 at US International
Charles Brunson	33	Jan. 11, 1981 at Webber College
Josh Ferguson	32	Dec. 7, 2019 vs. Coastal Carolina
Keon Johnson	32	Feb. 13, 2016 at Radford
Keon Johnson	32	Dec. 31, 2015 vs. Campbell
Keon Johnson	32	Nov. 24, 2015 at USC Upstate
Torrell Martin	32	Feb. 24, 2007 at Coastal Carolina
Torrell Martin	32	Feb. 20, 2006 at Liberty
Melvin Branham (Jr.)	32	Jan. 27, 1994 at Towson State
Mark Hailey (Sr.)	32	Feb. 20, 1993 vs. Radford
Eddie Gay (Sr.)	32	Dec. 13, 1992 vs. The Citadel
Charles Brunson	32	Jan. 16, 1982 at USC-Aiken
Charles Brunson	32	Jan. 15, 1981 at USC-Spartanburg
Patrick Good	31	Jan. 20, 2022 at Presbyterian College
Keon Johnson	31	Mar. 3, 2017 vs. #4 Gardner-Webb
Keon Johnson	31	Mar. 2, 2017 vs. #8 Charleston Southern
Keon Johnson	31	Jan. 28, 2017 vs. High Point
Jimmy Gavin	31	Mar. 6, 2016 vs. UNC Asheville (Buies Creek, NC-Big South Tourney Championship game)
Jimmy Gavin	31	Feb. 27, 2016 at Campbell
Torrell Martin	31	Dec. 4, 2006 at #12 Wisconsin
Ted Houpt	31	Feb. 12, 1987 at Howard University
Fred McKinnon	31	Nov. 22, 1985 vs. Wingate
Charles Brunson	31	Feb. 8, 1982 vs. Presbyterian College
Donnie Creamer	31	Dec. 9, 1978 at Erskine
Patrick Good	30	Feb. 19, 2022 at UNC Asheville
D.J. Burns Jr.	30	Nov. 9, 2021 vs. Mary Baldwin
Xavier Cooks	30	Dec. 5, 2017 at Georgia
Keon Johnson	30	Dec. 19, 2015 at Georgia Southern
Keon Moore	30	Jan. 3, 2015 vs. High Point
Tyson Waterman	30	Feb. 12, 1999 vs. Charleston Southern
Ronnie Creamer	30	Jan. 15, 1979 at Francis Marion
LaShawn Coulter	30	Jan. 21, 1995 at UNC Asheville
Mark Hailey (Jr.)	30	Nov. 23, 1991 vs. Averett College
Greg Washington	30	Dec. 15, 1988 vs. East Carolina
Fred McKinnon	30	Feb. 10, 1985 vs. Armstrong State
Ronnie Creamer	30	Nov. 18, 1978 vs. Catawba

# Indv./Team Most Points Single-Game

## Top 10 Individual Scoring Performances Home/Away

### Home

42	David McMahan	(vs. Coastal Carolina, 1-15-96)
40	Michael Jenkins	(vs. North Greenville, 11-10-06)
	Fred McKinnon	(vs. Morris College, 11-29-85)
	Keon Johnson	(at UNC Asheville, 2-9-17)
39	Keon Johnson	(vs. Campbell, 2-4-17)
38	Greg Lewis	(vs. UNC Greensboro, 12-21-99)
37	Keon Johnson	(vs. Radford, 12-31-16)
36	Keon Johnson	(vs. Charleston Southern, 1-27-16)
35	Fred McKinnon	(vs. Central Wesleyan College, 1-16-86)
	Charles Brunson	(vs. Erskine College, 2-4-82)

### Away

45	Melvin Branham Jr.	(at Charleston Southern, 1-10-94)
40	Keon Johnson	(at UNC Asheville, 2-9-17)
38	Keon Johnson	(at Illinois, 11-21-16)
	Jimmy Gavin	(at N.C. State, 11-27-15)
37	Robbie Waldrop	(at Charleston Southern, 2-12-98)
36	Xavier Cooks	(at Gardner-Webb, 2-15-18)
	Fred McKinnon	(at Livingstone College, 2-2-85)
	Charles Brunson	(at Voorhees, 11-25-80)
35	Nych Smith	(at Presbyterian College, 1-26-19)
	Charles Brunson	(at Belmont Abbey, 12-10-80)
34	Charles Brunson	(at Mooris College, 11-22-80)
33	Patrick Good	(at Washington State, 11-22-21)
	Andre Jones	(at Georgia, 12-27-11)
	Michael Jenkins	(at UNC Asheville, 3-6-08)
	George Henson	(at Campbell, 2-10-90)
	Shaun Wise	(at U.S. International, 12-28-89)
	Charles Brunson	(at Webber College, 1-11-81)

## Top 5 Individual Scoring Performances vs. Big South Opponents

### All Games

45	Melvin Branham Jr.	(at Charleston Southern, 1-10-94)
42	David McMahan	(vs. Coastal Carolina, 1-15-96)
40	Keon Johnson	(at UNC Asheville, 2-9-17)
39	Keon Johnson	(vs. Campbell, 2-4-17)
37	Keon Johnson	(vs. Radford, 12-31-16)

### Home

42	David McMahan	(vs. Coastal Carolina, 1-15-96)
39	Keon Johnson	(vs. Campbell, 2-4-17)
37	Keon Johnson	(vs. Radford, 12-31-16)
36	Keon Johnson	(vs. Charleston Southern, 1-27-16)
32	Keon Johnson	(vs. Campbell, 12-31-15)

### Away

45	Melvin Branham Jr.	(at Charleston Southern, 1-10-94)
40	Keon Johnson	(at UNC Asheville, 2-9-17)
36	Xavier Cooks	(at Gardner-Webb, 2-15-18)
35	Nych Smith	(at Presbyterian College, 1-26-19)
33	George Henson	(at Campbell, 2-10-90)
32	Keon Johnson	(at Radford, 2-13-16)
	Torrell Martin	(at Coastal Carolina, 2-24-07)
	Torrell Martin	(at Liberty, 2-20-06)
	Melvin Branham Jr.	(at Towson St., 1-27-94)

## Most Point In Home/Away Game (Top 10)

### Home

134	Pfeiffer, 11-13-18	W, 134-99
132	Morris, 11-29-85	W, 132-73
130	Johnson & Wales, 12-12-96	W, 130-33
127	Pfeiffer, 11-25-19	W, 127-83
116	Warren Wilson, 11-24-18	W, 116-76
116	Rio Grande (OH), 12-28-15	W, 116-84
110	Mary Baldwin	W, 110-78
109	Hiwassee, 12-16-18	W, 109-66
109	Catawba, 11-18-78	W, 109-92
108	VMI, 1-6-07	W, 108-76
108	U.S. International, 1-12-91	W, 108-81

### Away

116	at Hampton, 1-16-20	W, 116-95
109	at VMI, 1-31-07	Won, 109-76
107	at USC Upstate, 12-13-20	Won, 107-77
102	at Pembroke St., 1-10-86	Won, 102-99
101	at UNC Asheville, 2-9-17	Lost, 104-101
101	at Charleston Sou., 1-10-94	Won, 101-96
101	at Central Connecticut, 12-4-92	Won, 101-93
101	at Benedict College, 2-20-86	Won, 101-76
97	at USC Aiken, 1-14-82	Won, 97-90
97	at Wofford, 1-31-80	Won, 97-78

## Most Points Home/Away vs. Big South Opponents (Top 10)

### Home

108	vs. VMI, 1-6-07	Won, 108-76
107	vs. UNCA, 2-26-14	Won, 107-100 (OT)
106	vs. VMI, 2-4-09	Lost, 110-106 (OT)
104	vs. UNCA	Won, 104-71
101	vs. Hampton, 2-9-19	Won, 101-91
100	vs. Coastal Carolina, 2-18-02	Won, 100-74
99	vs. Gardner-Webb, 1-11-20	Won, 99-95 (3OT)
98	vs. Armstrong St., 2-17-86	Won, 98-81
98	vs. VMI, 2-8-06	Won, 98-65
97	vs. Gardner-Webb	Won, 97-88
97	vs. Towson St., 2-23-95	Won, 97-93
96	vs. VMI, 1-7-10	Won, 96-63

### Away

116	at Hampton, 1-16-20	W, 116-95
107	at USC Upstate, 12-13-20	W, 107-77
101	at UNC Asheville, 2-9-17	Lost, 104-101
101	at Charleston Sou., 1-10-94	Won, 101-96
95	at USC Upstate, 1-26-22	Won, 95-91 OT
95	at Longwood, 1-24-18	Won, 95-78
94	at Coastal Carolina, 1-7-94	Lost, 103-94
93	at Presbyterian Col., 2-25-17	Won, 93-56
93	at UMBC, 1-25-93	Lost, 99-93
91	at Presbyterian College, 1-26-19	Lost, 99-91
90	at Gardner-Webb, 2-15-18	Won, 90-71
90	at Towson St., 2-23-95	Lost, 92-90
90	at UNC Asheville, 2-5-90	Won, 90-89
90	at Radford, 1-14-05	Won, 90-75

# WINTHROP TEAM/INDIVIDUAL RECORDS

## MISC. RECORDS

Most Games Played	39 (1980-81/31-8)
Most Wins	31 (1980-81)
Most Wins (D1 member)	29 (2006-07)
Fewest Wins	4 (1993-94)
Most Losses	23 (1993-94)
Fewest Losses	5 (2006-07)
Best Winning Percentage	.818 (29-5/2006-07)
Worst Winning Percentage	.148 (4-23/1993-94)
Most Home Wins	16 (2004-05)
Most Home Wins In Winthrop Coliseum	16 (2004-05)
Most Home Losses	11 (1991-92)
Most Home Losses In Winthrop Coliseum	11 (1991-92)
Most Road Wins	12 (1978-89/2006-07/2016-17)
Most Road Losses	13 (1993-94)
Longest Winning Streak	21 (2019-20 to 2020-21)
Longest Winning Streak (single-season)	19 (2006-07)
Longest Losing Streak	13 (1986-87)
Most Big South Wins	15 ('04-05/'16-17/'19-20)
Most Big South Losses	15 (1993-94)
Longest Winning Streak (Big South)	16 (2006-07/single-season)
Longest Winning Streak (Big South)	22 (2004-05 to 2005-06)
Longest Losing Streak (Big South)	10 (1993-94/single-season)
Longest Losing Streak (Big South)	14 (1993-94 to 1994-95)

## SINGLE-GAME RECORDS (Team)

Most Points Scored	134, vs. Pfeiffer (11-13-18)
Largest Margin of Victory	97 vs. Johnson & Wales (12-7-96)
Largest Margin of Victory (D1 opponent)	44 vs. VMI (84-41/1-23-08)
Largest Margin of Defeat	57 vs. Seton Hall (106-49/12-29-90)
Largest Margin of Defeat (D1 member)	57 vs. Seton Hall (106-49/12-29-90)
Fewest Points Allowed	22 vs. Lander (11-16-81)
Most Points First Half	73 vs. Pfeiffer (11-13-18)
Most Point Second Half	71 vs. Morris (11-29-85)
Fewest Points Scored	23 vs. Col. of Charleston (2-26-93)
Fewest Points First Half	6 vs. Col. of Charleston (2-26-93)
Fewest Points Second Half	11 vs. Washington St. (3-20-08)
Fewest Points Against In A Half	8 vs. Col. of Charleston (2-26-93)
Most Field Goals Made	57 vs. Morris (11-29-85)
Most Field Goals Attempted	101 vs. Piedmont (11-24-78)
Best Field Goal Accuracy	.706 vs. USC-Aiken (36-51/1-17-82)
Most 3pt Field Goals Made	24 vs. Hiwassee (12-16-18)
Most 3pt Field Goals Attempted	55 vs. Hiwassee (12-16-18)
Best 3pt Field Goal Accuracy	.714 vs. Barton (10-14/12-2-04)
D1 Opponent	.643 vs. High Point (9-14/12-5-09)
Most Free Throws Made	39 vs. St. Francis (11-27-89)
Most Free Throws Attempted	50 vs. Campbell (12-30-20)
Best Free Throw Accuracy	1.000 vs. Liberty (21-21/3-5-14)
Most Rebounds	1.000 vs. Lander (13-13/2-20-85)
Most Assists	70 vs. Presbyterian College (2-11-80)
Most Steals	37 vs. Newberry (2-17-90)
Most Blocked Shots	21 vs. Wofford College (1-31-80)
Most Personal Fouls	vs. Morris (11-29-85)
Most Blocked Shots	16 vs. Voorhees (2-16-81)
Most Personal Fouls	37 vs. Georgia State (12-30-95)

## SEASON RECORDS

Most Points	2,866 (1980-81)
Best Scoring Average	83.6 (1992-93/30 games)
Most Field Goals Made	1,161 (1978-79)
Most Field Attempts	2,415 (1978-79)
Best Field Goal Accuracy	.530 (1985-86)
Most 3pt Field Goals	372 (2018-19/30 games))
Best 3pt Field Goals Per Game Avg.	12.40 (2018-19/30 games)
Most 3pt Field Goals Attempted	997 (2018-19)
Best 3pt Field Goal Accuracy	.431 (1987-88)
Most Free Throws Made	646 (1980-81)
Most Free Throws Attempted	931 (1980-81)
Best Free Throw Accuracy	.749 (2015-16)
Most Rebounds	1,613 (1978-79)
Most Assists	818 (1978-79)
Most Steals	479 (1979-80)
Most Blocked Shots	174 (2016-17)
Most Personal Fouls	751 (1978-79)

## SINGLE-GAME RECORDS (Individual)

Most Points Scored	45-Melvin Branham vs. Charleston Sou. (1-10-94)
Most Field Goals Made	20-Fred McKinnon vs. Morris (11-25-85)
Most Field Goals Attempted	31-Fred McKinnon vs. Morris (11-25-85)
Best Field Goal Accuracy	1.000-Brian Pope (10-10) vs. Morris (1-6-84)
	Eddie Gay (10-10) vs. Coppin St. (11-23-91)
	Allen Washington (10-10) vs. Pfeiffer (2-5-86)
Most 3pt Field Goals Made	12-David McMahan vs. Coastal Carolina (1-15-96)
	Michael Jenkins vs. North Greenville (11-10-06)
Most 3pt Field Goals Attempted	21-LaShawn Coulter
Most Free Throws Made	18-Mark Hailey vs. Averett (11-26-91)
	James Shuler vs. High Point (2-23-06)
Most Free Throws Attempted	20-Mark Hailey vs. Averett (11-26-91)
Best Free Throw Accuracy	1.000-James Shuler (18-18) vs. High Point (2-23-06)
Most Rebounds	23-Allen Washington vs. Piedmont (11-30-85)
Most Assists	17-Rick Riese vs. Limestone (2-12-81)
Most Blocked Shots	7-Rick Riese vs. Limestone (2-12-81)
	Billy Houston vs. UNC Asheville (1-11-06)
Most Steals	13-Rick Riese vs. Limestone (2-12-81)

## SINGLE-SEASON RECORDS (Individual)

Most Points Scored	875-Charles Brunson (1980-81)
Best Scoring Average	22.4-Charles Brunson (1980-81)
Most Field Goals Made	354-Charles Brunson (1980-81)
Most Field Goals Attempted	584-Ronnie Creamer (1978-79)
Best Field Goal Accuracy	.657-Charles Brunson (113-172/1979-80)
Most 3pt Field Goals Made	102-Keon Johnson (2016-17)
Most 3pt Field Goal Attempts	255-Keon Johnson (2016-17)
Best 3pt Field Goal Accuracy	.460-Charles Falden (40-87/2018-19)
Most Free Throws Made	171-Keon Johnson (2016-17)
Most Free Throws Attempted	235-Charles Brunson (1980-81)
Best Free Throw Accuracy	.867-Mike Gaither (98-113/1981-82)
Most Rebounds	453-Charles Brunson (1980-81)
Most Assists	317-Rick Riese (1980-81)
Most Blocked Shots	72-Duby Okeke (2015-16)
Most Steals	208-Rick Riese (1979-80)
Most Minutes Played	1,374-Charles Brunson (1980-81)
Most Personal Fouls	139-Ronnie Creamer (1978-79)
Most Times Disqualified	14-Donnie Creamer (1978-79)
	Melvin Branham (1993-94)

## WINTHROP ALL-TIME D1 TRIPLE-DOUBLES

Chandler Vaudrin	Mar. 1, 2021 vs. (8) High Point (10 points, 12 rebounds, 10 assists)
Chandler Vaudrin	Dec. 30, 2020 vs. Campbell (10 points, 13 rebounds, 10 assists)
Chandler Vaudrin	Dec. 13, 2020 at USC Upstate (13 points, 11 rebounds, 14 assists)
Chandler Vaudrin	Jan. 2, 2020 vs. Longwood (10 points, 12 rebounds, 11 assists)
Xavier Cooks	Dec. 2, 2017 vs. Reinhardt (11 points, 15 rebounds, 11 assists)

## 20-WIN SEASONS

SEASON (NCAA D1)	SEASON ENDED WITH...	FINAL RECORD
29--2006-07	(NCAA Tourney - W, 74-64, (6) Notre Dame)	29-5
	(NCAA 2nd Rnd - L, 75-61, (3) Oregon)	
27--2004-05	(NCAA Tourney - L, 74-64, (3) Gonzaga)	27-6
26--2016-17	(NCAA Tourney - L, 76-64, (3) Butler)	26-7
24--2019-20	(Big South Champions - NCAA Tourney canceled (COVID19)	24-10
23--2020-21	(NCAA Tourney - L, 73-63, (5) Villanova)	23-2
23--2021-22	(Big South Tournament Final - L, 79-58)	23-9
23--2015-16	(Big South Tournament Final - L, 77-68)	23-9
23--2005-06	(NCAA Tourney - L, 63-61, (2) Tennessee)	23-8
22--2007-08	(NCAA Tourney - L, 71-40, (4) Washington State)	22-12
21--1999-00	(NCAA Tourney - L, 74-50, (3) Oklahoma)	21-9
21--1998-99	(NCAA Tourney - L, 80-41, (1) Auburn)	21-8
20--2013-14	(Big South Tournament Final - L, 76-61)	20-13
20--2002-03	(Big South Tournament Semi-Finals - L, 81-80 OT, UNCA)	20-10
20--1985-86	(Big South Tournament Semi-Finals - L, 87-79)	20-9



# WINTHROP SERIES HISTORY VS. PRESBYTERIAN COLLEGE

DATE	Home/Away/Neutral	Won/Lost	Series Record	BSC Record
Jan. 25, 1979	Away	Lost, 83-74	0-1	
<b>Feb. 24, 1979</b>	<b>Home</b>	<b>Won, 80-65</b>	<b>1-1</b>	
Jan. 24, 1980	Home	Lost, 69-61	1-2	
<b>Feb. 11, 1980</b>	<b>Away</b>	<b>Won, 90-81</b>	<b>2-2</b>	
Jan. 22, 1981	Home	Lost, 78-75	2-3	
Feb. 9, 1981	Away	Lost, 61-57	2-4	
Jan. 18, 1982	Away	Lost, 64-62	2-5	
<b>Feb. 8, 1982</b>	<b>Home</b>	<b>Won, 81-77</b>	<b>3-5</b>	
<b>Jan. 20, 1983</b>	<b>Home</b>	<b>Won, 67-65</b>	<b>4-5</b>	
Feb. 7, 1983	Away	Lost, 65-64	4-6	
Jan. 19, 1984	Away	Lost, 70-63	4-7	
Feb. 6, 1984	Home	Lost, 66-52	4-8	
Jan. 6, 1986	Home	Lost, 64-57	4-9	
<b>Nov. 29, 2006</b>	<b>Home</b>	<b>Won, 76-51</b>	<b>5-9</b>	
<b>Jan. 9, 2008</b>	<b>Home</b>	<b>Won, 55-48</b>	<b>6-9</b>	
<b>Jan. 10, 2009</b>	<b>Away</b>	<b>Won, 54-53 (OT)</b>	<b>7-9</b>	<b>1-0</b>
<b>Feb. 14, 2009</b>	<b>Home</b>	<b>Won, 50-47</b>	<b>8-9</b>	<b>2-0</b>
<b>Jan. 16, 2010</b>	<b>Away</b>	<b>Won, 56-42</b>	<b>9-9</b>	<b>3-0</b>
<b>Feb. 13, 2010</b>	<b>Home</b>	<b>Won, 66-53</b>	<b>10-9</b>	<b>4-0</b>
<b>Dec. 31, 2010</b>	<b>Home</b>	<b>Won, 53-51</b>	<b>11-9</b>	<b>5-0</b>
Jan. 29, 2011	Away	Lost, 76-74 (OT)	11-10	5-1
<b>Dec. 1, 2011</b>	<b>Away</b>	<b>Won, 59-56</b>	<b>12-10</b>	<b>6-1</b>
Feb. 14, 2012	Home	Lost, 48-45	12-11	6-2
<b>Jan. 16, 2013</b>	<b>Home</b>	<b>Won, 62-51</b>	<b>13-11</b>	<b>7-2</b>
Feb. 16, 2013	Away	Lost, 64-57	13-12	7-3
<b>Jan. 8, 2014</b>	<b>Away</b>	<b>Won, 71-67</b>	<b>14-12</b>	<b>8-3</b>
<b>Mar. 1, 2014</b>	<b>Home</b>	<b>Won, 82-60</b>	<b>15-12</b>	<b>9-3</b>
<b>Jan. 8, 2015</b>	<b>Away</b>	<b>Won, 57-56</b>	<b>16-12</b>	<b>10-3</b>
<b>Feb. 28, 2015</b>	<b>Home</b>	<b>Won, 80-53</b>	<b>17-12</b>	<b>11-3</b>
<b>Dec. 5, 2015</b>	<b>Home</b>	<b>Won, 74-70</b>	<b>18-12</b>	<b>12-3</b>
<b>Mar. 4, 2016</b>	<b>Neutral (BSC Quarters)</b>	<b>Won, 67-53</b>	<b>19-12</b>	
<b>Jan. 11, 2017</b>	<b>Home</b>	<b>Won, 75-52</b>	<b>20-12</b>	<b>13-3</b>
<b>Feb. 25, 2017</b>	<b>Away</b>	<b>Won, 93-56</b>	<b>21-12</b>	<b>14-3</b>
<b>Jan. 21, 2018</b>	<b>Away</b>	<b>Won, 81-68</b>	<b>22-12</b>	<b>15-3</b>
<b>Feb. 7, 2018</b>	<b>Home</b>	<b>Won, 63-49</b>	<b>23-12</b>	<b>16-3</b>
Jan. 26, 2019	Away	Lost, 99-91	23-13	16-4
<b>Feb. 13, 2019</b>	<b>Home</b>	<b>Won, 93-85</b>	<b>24-13</b>	<b>17-4</b>
<b>Jan. 25, 2020</b>	<b>Home</b>	<b>Won, 72-57</b>	<b>25-13</b>	<b>18-4</b>
<b>Feb. 15, 2020</b>	<b>Away</b>	<b>Won, 89-88</b>	<b>26-13</b>	<b>19-4</b>
<b>Jan. 19, 2021</b>	<b>Away</b>	<b>Won, 72-58</b>	<b>27-13</b>	<b>20-4</b>
<b>Jan. 20, 2021</b>	<b>Away</b>	<b>Won, 78-66</b>	<b>28-13</b>	<b>21-4</b>
<b>Jan. 20, 2022</b>	<b>Away</b>	<b>Won, 60-58</b>	<b>29-13</b>	<b>22-4</b>
<b>Feb. 12, 2022</b>	<b>Home</b>	<b>Won, 65-61</b>	<b>30-13</b>	<b>23-4</b>

Home Record: 17-5

Away Record: 11-8

Neutral Record: 1-0

Overtime: 1-1

## RECORD WHEN WINTHROP SCORES...

100-plus: 0-0

90-99: 3-1

80-89: 5-0

70-79: 7-3

60-69: 7-5

50-59: 7-3

40-49: 0-1

## vs. PC by Month...

November: 1-0

December: 3-0

January: 12-8

February: 11-4

March: 2-0

## Games Decided By...

1-point: 3-1

2-points: 3-2

1-5: 11-6

6-10: 3-5

11-19: 9-1

20-plus: 5-0

# Last Meeting (2/12/22 - Winthrop Coliseum)

## Official Basketball Box Score -- Game Totals -- Final Statistics

### Presbyterian vs Winthrop

02/12/22 4:30 pm at Rock Hill, SC

### Presbyterian 61 • 11-16,3-9 Big So

#	Player		Total	3-Ptr	Rebounds					PF	TP	A	TO	Blk	Stl	Min
			FG-FGA	FG-FGA	FT-FTA	Off	Def	Tot								
04	Winston Hill	f	8-14	1-2	1-2	3	3	6	1	18	1	0	0	3	29	
13	Terrell Ard, Jr.	f	1-4	0-0	0-0	1	5	6	1	2	0	1	1	1	21	
00	Rayshon Harrison	g	7-18	2-8	3-4	0	2	2	0	19	5	2	0	0	39	
01	Marquis Barnett	g	2-5	1-3	0-0	1	0	1	4	5	1	1	0	0	12	
23	Trevon Reddish-Rhone	g	2-3	0-1	3-4	3	1	4	3	7	1	2	1	0	34	
03	Kobe Stewart		1-3	0-2	0-0	0	2	2	2	2	0	3	0	2	11	
05	Zeb Graham		0-1	0-1	0-0	0	1	1	0	0	1	0	0	1	17	
15	Owen McCormack		0-3	0-3	3-4	0	0	0	3	3	0	0	0	0	11	
22	Brandon Younger		2-5	1-3	0-0	1	2	3	5	5	0	3	0	3	26	
Team						2	2	4								
Totals			23-56	5-23	10-14	11	18	29	19	61	9	12	2	10	200	

FG % 1st Half: 11-28 39.3% 2nd half: 12-28 42.9% Game: 23-56 41.1%  
 3FG % 1st Half: 2-11 18.2% 2nd half: 3-12 25.0% Game: 5-23 21.7%  
 FT % 1st Half: 0-0 0.0% 2nd half: 10-14 71.4% Game: 10-14 71.4%

Deadball  
Rebounds  
4

### Winthrop 65 • 17-8,10-2 Big So

#	Player		Total	3-Ptr	Rebounds					PF	TP	A	TO	Blk	Stl	Min
			FG-FGA	FG-FGA	FT-FTA	Off	Def	Tot								
12	HIGHTOWER, Cory	f	7-11	1-4	2-3	1	2	3	3	17	1	4	0	2	31	
30	BURNS JR., D.J.	f	8-12	0-0	1-1	2	2	4	0	17	0	2	0	0	23	
33	CLAXTON, Chase	f	2-2	0-0	0-0	1	0	1	2	4	1	2	0	0	29	
02	MCMAHON, Sin'Cere	g	0-4	0-3	6-7	0	3	3	1	6	1	1	0	4	18	
03	ANUMBA, Micheal	g	1-2	1-2	5-6	0	2	2	2	8	1	1	0	0	25	
00	JONES JR., Russell		0-3	0-3	0-0	0	3	3	3	0	1	2	0	1	12	
04	TALFORD, Kelton		2-4	0-0	0-2	0	5	5	1	4	0	2	0	0	17	
05	GOOD, Patrick		0-2	0-2	2-2	0	2	2	1	2	0	1	0	1	18	
11	BUGGS, Drew		3-5	1-2	0-0	0	1	1	1	7	5	2	0	0	27	
	Team					1	2	3								
Totals			23-45	3-16	16-21	5	22	27	14	65	10	17	0	8	200	

FG % 1st Half: 10-23 43.5% 2nd half: 13-22 59.1% Game: 23-45 51.1%  
 3FG % 1st Half: 2-9 22.2% 2nd half: 1-7 14.3% Game: 3-16 18.8%  
 FT % 1st Half: 6-8 75.0% 2nd half: 10-13 76.9% Game: 16-21 76.2%

Deadball  
Rebounds  
4

Officials:

Technical fouls: Presbyterian-None. Winthrop-None.

Attendance: 2006

2021-22 Men's Basketball. Round: 0. Presbyterian vs Winthrop. Played at Winth

Score by periods	1st	2nd	Total
Presbyterian	24	37	61
Winthrop	28	37	65

	In	Off	2nd	Fast	
Points	Paint	T/O	Chance	Break	Bench
PRESB	30	15	14	4	10
WINTHR	36	8	4	10	13

Last FG - PRESB 2nd-00:20, WINTHROP 2nd-01:11.

Largest lead - PRESB by 4 2nd-07:21, WINTHROP by 6 1st-05:05.

PRESB led for 04:39. WINTHROP led for 28:43. Game was tied for 06:38.

Score tied - 10 times.

Lead changed - 8 times.

# 2022-23 COMBINED STATS

## 2022-23 Winthrop MBB Statistics WINTHROP Combined Team Statistics (as of Dec 31, 2022) All games

RECORD:	OVERALL	HOME	AWAY	NEUTRAL
ALL GAMES	6-9	5-1	0-7	1-1
CONFERENCE	1-1	1-0	0-1	0-0
NON-CONFERENCE	5-8	4-1	0-6	1-1

#	Player	gp-gs	min	avg	Total		3-Point		F-Throw		Rebounds				pf	dq	a	to	blk	stl	pts	avg
					fg-fga	fg%	3fg-fga	3fg%	ft-fa	ft%	off	def	tot	avg								
04	TALFORD, Kelton	14-13	421	30.1	92-130	.708	0-1	.000	55-76	.724	42	68	110	7.9	36	1	8	28	10	5	239	17.1
12	HIGHTOWER, Cory	14-13	437	31.2	63-157	.401	28-89	.315	35-49	.714	14	61	75	5.4	33	2	43	46	6	7	189	13.5
00	MCMAHON, Sin'Cere	15-14	422	28.1	58-135	.430	34-84	.405	44-51	.863	1	30	31	2.1	31	1	35	44	0	11	194	12.9
01	LANE, Toneari	15-6	367	24.5	51-126	.405	38-93	.409	11-13	.846	10	33	43	2.9	20	0	4	9	7	4	151	10.1
11	HARRISON, Kasen	12-9	369	30.8	41-101	.406	4-20	.200	30-38	.789	3	30	33	2.8	23	2	35	28	2	16	116	9.7
33	CLAXTON, Chase	12-12	358	29.8	23-43	.535	6-13	.462	17-30	.567	24	30	54	4.5	30	2	12	12	18	18	69	5.8
21	WILSON, Isaiah	7-6	159	22.7	9-24	.375	5-10	.500	16-24	.667	0	12	12	1.7	23	2	15	20	2	7	39	5.6
02	MCKELVY, Xavier	11-0	116	10.5	19-38	.500	4-17	.235	7-7	1.000	8	14	22	2.0	5	0	2	3	1	6	49	4.5
05	FLEMING JR., Howard	7-1	157	22.4	7-36	.194	2-20	.100	10-14	.714	4	22	26	3.7	21	2	12	12	1	6	26	3.7
13	HOWARD, Clay	2-0	11	5.5	1-3	.333	1-3	.333	0-0	.000	0	1	1	0.5	2	0	0	1	0	1	3	1.5
23	MOORE, Michael	12-1	114	9.5	7-12	.583	0-0	.000	0-1	.000	5	28	33	2.8	17	0	3	9	8	3	14	1.2
10	WHITESIDE, Cameron	11-0	69	6.3	4-9	.444	1-4	.250	0-0	.000	5	8	13	1.2	7	0	4	3	0	1	9	0.8
Team											19	28	47				10					
Total.....		15	3000		375-814	.461	123-354	.347	225-303	.743	135	365	500	33.3	248	12	173	225	55	85	1098	73.2
Opponents.....		15	3001		426-936	.455	124-371	.334	151-238	.634	189	343	532	35.5	287	-	231	187	71	124	1127	75.1

TEAM STATISTICS	WINTHROP	OPP	Date	Opponent	Score	Att.
SCORING	1098	1127	11/07/22	at Penn St.	L 68-93	6572
Points per game	73.2	75.1	11-9-22	PIEDMONT	w 78-56	875
Scoring margin	-1.9	-	11-12-22	MIDDLE TENNESSEE	w 76-68	1642
FIELD GOALS-ATT	375-814	426-936	11/15/22	at Auburn	L 65-89	9121
Field goal pct	.461	.455	11/19/22	at Mercer	L 68-77	964
3 POINT FG-ATT	123-354	124-371	11/22/22	vs Southern Miss.	L 52-77	107
3-point FG pct	.347	.334	11/23/22	vs Eastern Mich.	w 101-87	107
3-pt FG made per game	8.2	8.3	11-29-22	TOCCOA FALLS	w 99-52	544
FREE THROWS-ATT	225-303	151-238	12-3-22	COASTAL CAROLINA	L 81-86	1218
Free throw pct	.743	.634	12-6-22	S.C. STATE	w 81-67	818
F-Throws made per game	15.0	10.1	12/10/22	at Furman	L 67-82	2017
REBOUNDS	500	532	12/17/22	at LSU	L 81-89	9067
Rebounds per game	33.3	35.5	12/21/22	at Duquesne	L 57-74	1721
Rebounding margin	-2.1	-	* 12/29/22	at USC Upstate	L 62-70	357
ASSISTS	173	231	* 12-31-22	UNC ASHEVILLE	w 62-60	1134
Assists per game	11.5	15.4	* = Conference game			
TURNOVERS	225	187				
Turnovers per game	15.0	12.5				
Turnover margin	-2.5	-				
Assist/turnover ratio	0.8	1.2				
STEALS	85	124				
Steals per game	5.7	8.3				
BLOCKS	55	71				
Blocks per game	3.7	4.7				
ATTENDANCE	6231	30033				
Home games-Avg/Game	6-1038	7-4260				
Neutral site-Avg/Game	-	2-107				

Score by Periods	1st	2nd	Totals
WINTHROP	543	555	1098
Opponents	527	600	1127

# 2022-23 TEAM GAME-BY-GAME

## 2022-23 Winthrop MBB Statistics WINTHROP Team Game-by-Game (as of Dec 31, 2022) All games

### TEAM STATISTICS

Opponent	Date	Score		Total		3-Pointers		Free throws		Rebounds				pf	a	t/o	blk	stl	pts	avg
				fg-fga	pct	3fg-fga	pct	ft-fta	pct	off	def	tot	avg							
at Penn St.	11/07/22	68-93	L	22-49	.449	11-25	.440	13-14	.929	3	22	25	25.0	12	12	17	3	7	68	68.0
PIEDMONT	11-9-22	78-56	W	27-58	.466	11-34	.324	13-24	.542	12	32	44	34.5	15	18	16	3	9	78	73.0
MIDDLE TENNESSEE	11-12-22	76-68	W	21-46	.457	7-17	.412	27-31	.871	2	32	34	34.3	22	9	18	3	9	76	74.0
at Auburn	11/15/22	65-89	L	22-61	.361	6-21	.286	15-23	.652	16	17	33	34.0	13	9	11	3	5	65	71.8
at Mercer	11/19/22	68-77	L	23-54	.426	9-15	.600	13-18	.722	8	23	31	33.4	15	12	11	0	5	68	71.0
vs Southern Miss.	11/22/22	52-77	L	13-38	.342	5-19	.263	21-27	.778	7	23	30	32.8	19	4	22	1	3	52	67.8
vs Eastern Mich.	11/23/22	101-87	W	34-52	.654	12-22	.545	21-30	.700	5	24	29	32.3	19	19	16	7	5	101	72.6
TOCCOA FALLS	11-29-22	99-52	W	40-69	.580	9-29	.310	10-14	.714	12	37	49	34.4	10	12	14	7	11	99	75.9
COASTAL CAROLINA	12-3-22	81-86	L	26-60	.433	13-36	.361	16-20	.800	13	20	33	34.2	23	11	15	3	5	81	76.4
S.C. STATE	12-6-22	81-67	W	29-49	.592	8-21	.381	15-22	.682	8	31	39	34.7	14	14	19	7	6	81	76.9
at Furman	12/10/22	67-82	L	24-49	.490	5-21	.238	14-16	.875	4	19	23	33.6	14	12	15	3	3	67	76.0
at LSU	12/17/22	81-89	L	31-60	.517	11-26	.423	8-12	.667	8	20	28	33.2	15	13	12	4	5	81	76.4
at Duquesne	12/21/22	57-74	L	21-56	.375	5-23	.217	10-11	.909	11	22	33	33.2	16	12	14	5	2	57	74.9
at USC Upstate	12/29/22	62-70	L	17-56	.304	4-21	.190	24-31	.774	14	17	31	33.0	26	6	15	4	7	62	74.0
UNC ASHEVILLE	12-31-22	62-60	W	25-57	.439	7-24	.292	5-10	.500	12	26	38	33.3	15	10	10	2	3	62	73.2
WINTHROP		1098		375-814	.461	123-354	.347	225-303	.743	135	365	500	33.3	248	173	225	55	85	1098	73.2
Opponents		1127		426-936	.455	124-371	.334	151-238	.634	189	343	532	35.5	287	231	187	71	124	1127	75.1

Games played: 15  
Points/game: 73.2  
FG Pct: 46.1  
3FG Pct: 34.7  
FT Pct: 74.3

Rebounds/game: 33.3  
Assists/game: 11.5  
Turnovers/game: 15.0  
Assist/turnover ratio: 0.8  
Steals/game: 5.7  
Blocks/game: 3.7



# 2022-23 BIG SOUTH ONLY STATS

## 2022-23 Winthrop MBB Statistics WINTHROP Combined Team Statistics (as of Dec 31, 2022) Conference games only

RECORD:	OVERALL	HOME	AWAY	NEUTRAL
ALL GAMES	1-1	1-0	0-1	0-0
CONFERENCE	1-1	1-0	0-1	0-0
NON-CONFERENCE	0-0	0-0	0-0	0-0

#	Player	gp-gs	min	avg	Total		3-Point		F-Throw		Rebounds										pts	avg	
					fg-fga	fg%	3fg-fga	3fg%	ft-fta	ft%	off	def	tot	avg	pf	dq	a	to	blk	stl			
11	HARRISON, Kasen	2-2	63	31.5	8-14	.571	1-2	.500	8-9	.889	0	5	5	2.5	7	1	4	4	0	2	25	12.5	
04	TALFORD, Kelton	2-2	64	32.0	9-18	.500	0-0	.000	6-9	.667	6	8	14	7.0	5	0	1	4	2	2	24	12.0	
12	HIGHTOWER, Cory	2-2	70	35.0	10-28	.357	2-14	.143	1-3	.333	3	11	14	7.0	7	1	7	6	3	0	23	11.5	
33	CLAXTON, Chase	2-2	67	33.5	6-11	.545	2-4	.500	3-7	.429	7	1	8	4.0	3	0	1	3	1	3	17	8.5	
01	LANE, Toneari	2-0	47	23.5	4-17	.235	3-13	.231	3-3	1.000	2	3	5	2.5	3	0	0	0	0	1	14	7.0	
00	MCMAHON, Sin'Cere	2-1	38	19.0	3-12	.250	2-5	.400	3-4	.750	0	3	3	1.5	6	1	0	6	0	1	11	5.5	
05	FLEMING JR., Howard	2-1	44	22.0	2-12	.167	1-7	.143	5-6	.833	4	10	14	7.0	8	1	3	1	0	1	10	5.0	
23	MOORE, Michael	1-0	1	1.0	0-1	.000	0-0	.000	0-0	.000	0	0	0	0.0	1	0	0	0	0	0	0	0.0	
10	WHITESIDE, Cameron	2-0	6	3.0	0-0	.000	0-0	.000	0-0	.000	0	0	0	0.0	1	0	0	0	0	0	0	0.0	
Team											4	2	6										
Total.....		2	400		42-113	.372	11-45	.244	29-41	.707	26	43	69	34.5	41	4	16	25	6	10	124	62.0	
Opponents.....		2	400		49-101	.485	11-35	.314	21-39	.538	17	49	66	33.0	39	-	25	27	15	14	130	65.0	

TEAM STATISTICS	WINTHROP	OPP
SCORING	124	130
Points per game	62.0	65.0
Scoring margin	-3.0	-
FIELD GOALS-ATT	42-113	49-101
Field goal pct	.372	.485
3 POINT FG-ATT	11-45	11-35
3-point FG pct	.244	.314
3-pt FG made per game	5.5	5.5
FREE THROWS-ATT	29-41	21-39
Free throw pct	.707	.538
F-Throws made per game	14.5	10.5
REBOUNDS	69	66
Rebounds per game	34.5	33.0
Rebounding margin	+1.5	-
ASSISTS	16	25
Assists per game	8.0	12.5
TURNOVERS	25	27
Turnovers per game	12.5	13.5
Turnover margin	+1.0	-
Assist/turnover ratio	0.6	0.9
STEALS	10	14
Steals per game	5.0	7.0
BLOCKS	6	15
Blocks per game	3.0	7.5
ATTENDANCE	1134	357
Home games-Avg/Game	1-1134	1-357
Neutral site-Avg/Game	-	0-0

Date	Opponent	Score	Att.
* 12/29/22	at USC Upstate	L 62-70	357
* 12-31-22	UNC ASHEVILLE	W 62-60	1134

\* = Conference game

Score by Periods	1st	2nd	Totals
WINTHROP	51	73	124
Opponents	68	62	130

# WINTHROP BASKETBALL

↳ TRADITION RICH PROGRAM ↵

~NCAA D1 Member since 1985~

- 13 Big South Conference Championships (most in conference history)
- 11 NCAA Tournament Appearances (most in conference history and all in the last 22 years)
- Most 20-win seasons in Big South history (14)
- Eight seasons with 23 or more wins and a Big South record 29 wins in 2006-07
- Most wins all-time by Big South member (631) and most league wins all-time (333)
- Only Big South member to earn an 11, 12, 13 and 14 seed in NCAA Tournament
- First Big South member to win an NCAA Tournament game (defeated 6th seeded Notre Dame 74-64 in 2007)
- Big South record 55 conference tournament wins
- Big South record 18 conference championship game appearances
- 23 winning seasons out of 36 NCAA D1 seasons
- Notable Non-Conference Wins (ACC-Clemson (2), Georgia Tech, Miami, Wake Forest/Big East- Providence, Marquette, Notre Dame/Big 10-Illinois/Big 12-Missouri/PAC 12-Washington/SEC-Georgia, Mississippi State, Auburn/Mid-Majors-ODU, Missouri State, Saint Mary's (Ca.)/Independent-Miami)
- Three AP All-America selections (Greg Lewis, Keon Johnson, Xavier Cooks)
- 50 All-League selections, 38 All-Tournament Team selections
- Eagles have two of the Top 5 winningest coaches in the history of the league as Gregg Marshall has 194 (2nd) and Pat Kelsey currently has 186 (4th)
- Both are also in the Top 4 for conference wins all-time as Kelsey has 110 (2nd) and Marshall is 4th with 104



# WINTHROP

B A S K E T B A L L



# O

## Sin'Cere McMahon

Guard / 6-1 / 167 / Jr.  
Indianapolis, Ind.  
(Western Carolina)

### CAREER HONORS

### EXTRA DRIBBLE

- Against UNC Asheville he was not in the starting lineup for the first time this season
- Has not been in double-figures for the last three games and five of the last six
- Scored double-figures in seven of the first nine games, which also included three 20-point games
- Is 8-for-28 behind the arc the last six games (26-for-56 previous nine games)
- Has 20 career games in double-figures and four 20-point games
- Sitting 11th in the Big South in scoring (12.9), second in free throw percentage (.863), and 5th in three-point field goals per game (2.3)
- Scored a career-high 24 points in loss at Mercer, his second 20-point game of the season
- Has hit multiple threes in 9-of-15 games this season and at least one three in all 15
- Tied for a game-high 20 points in the win over Middle Tennessee
- In that game he was a perfect 10-for-10 at the charity stripe
- He was the first player to hit 10 free throws in a game since Bjorn Bro-man had 10 against Gardner-Webb on Jan. 24, 2019
- He is now 1-of-3 Eagles on the year to hit 10 or more free throws in a game
- Attended Crispus Attucks H.S. and finished with 1,648 career points
- Averaged 26.1 points, 4.8 assists, 4.0 rebounds as a senior
- Named Indianapolis City Player of the Year

### CAREER STATS

				Field Goals		3-Point		F-Throws		Rebounds				Scoring						
SEASON	TEAM	GP-GS	MIN/AVG	FG-FGA	FG%	3FG-3FGA	3FG%	FT-FTA	FT%	OFF	DEF	TOT	AVG	PF-FO	A	TO	BLK	STL	PTS	AVG
2020-21	WCU	20-7	376/18.8	39-97	.402	22-53	.415	20-27	.741	4	31	35	1.8	29-0	29	23	0	9	120	6.0
2021-22	Win	31-8	445/14.4	46-124	.371	34-90	.378	34-43	.791	3	28	31	1.0	32-0	35	37	0	22	160	5.2
2022-23	Win	15-14	424/28.3	58-135	.430	34-84	.405	44-51	.863	1	30	31	2.1	31-1	35	44	0	11	194	12.9
TOTAL FOR Win		46-22	869/18.9	104-259	.402	68-174	.391	78-94	.830	4	58	62	1.3	63-1	70	81	0	33	354	7.7
TOTAL		66-29	1245/18.9	143-356	.402	90-227	.396	98-121	.810	8	89	97	1.5	92-1	99	104	0	42	474	7.2

### 2022-23 GAME-BY-GAME


DATE	OPPONENT	MIN	FG	3FG	FT	REB	AST	T/O	BLK	STL	PTS
11/7	at Penn St.	30	4-11	3-5	0-0	2	1	3	0	0	11
11/9	Piedmont	31	2-8	2-7	0-1	1	4	3	0	1	6
11/12	Middle Tennessee	28	4-7	2-5	10-10	3	2	3	0	0	20
11/15	at Auburn	22	1-6	1-5	4-4	1	3	1	0	0	7
11/19	at Mercer	35	8-15	4-5	4-4	3	1	4	0	1	24
11/22	vs. Southern Miss.	35	3-8	3-6	7-9	1	1	7	0	0	16
11/23	vs. EMU	26	3-5	3-4	9-10	2	3	1	0	1	18
11/29	Toccoa Falls	23	9-15	3-9	1-2	1	5	2	0	3	22
12/3	Coastal Carolina	35	5-12	5-10	5-6	4	2	3	0	0	20
12/6	S.C. State	30	3-6	1-4	0-0	2	2	5	0	2	7
12/10	at Furman	29	3-10	1-7	0-0	3	3	5	0	0	7
12/17	at LSU	33	7-12	3-7	1-1	4	6	1	0	2	18
12/21	at Duquesne	27	3-8	1-5	0-0	1	2	0	0	0	7
12/29	at USC Upstate	19	2-9	1-3	2-2	2	0	4	0	1	7
12/31	UNC Asheville	19	1-3	1-2	1-2	1	0	2	0	0	4
1/4	Presbyterian										
1/7	at Longwood										
1/11	Radford										
1/14	at Campbell										
1/18	at High Point										
1/21	Gardner-Webb										
1/25	Charleston Southern										
1/28	at Presbyterian										
2/1	Longwood										
2/4	at Radford										
2/8	at UNC Asheville										
2/11	USC Upstate										
2/15	at Gardner-Webb										
2/18	at Charleston Southern										
2/22	Campbell										
2/25	High Point										

### CAREER HIGHS

Points	24	at Mercer (11/19/22)
Minutes	38	at Chattanooga (2/17/21)
FGM	8	at Mercer (11/19/22)
FGA	15	at Mercer (11/19/22)
3PTFGM	6	Piedmont (11/30/20)
3PTFGA	10	Coastal Carolina (12/3/22)
FTM	10	Middle Tennessee (11/12/22)
FTA	10	two times
Rebounds	6	N.C. A&T (2/3/22)
Assists	6	at LSU (12/17/22)
Blocks		
Steals	4	Presbyterian College (2/12/22)
Turnovers	7	vs. Southern Miss (11/22/22)

### BIG SOUTH HIGHS (regular season only)

Points	17	at Longwood (1/29/22)
Minutes	30	at Hampton (2/5/22)
FGM	5	at Longwood (1/29/22)
FGA	10	N.C. A&T (2/3/22)
3PTFGM	5	at Longwood (1/29/22)
3PTFGA	7	at Longwood (1/29/22)
FTM	4	two times
FTA	4	two times
Rebounds	6	N.C. A&T (2/3/22)
Assists	2	three times
Blocks		
Steals	4	Presbyterian College (2/12/22)
Turnovers	4	at USC Upstate (12/29/22)



Guard / 6-5 / 210 / R-So.  
Atlanta, Ga.  
(Grayson H.S.)

- After failing to reach double-figures the last five games, chipped in with 12 points off the bench in the win over Asheville (all 12 in second half)
- Hit a go-ahead three with 2:22 to play in the game against the Bulldogs
- In the last six games he's a combined 12-for-41 shooting, 9-for-34 behind the arc but still ranks second in the Big South in three-point field goal percentage (.409)
- Ranks 4th in the Big South with 2.5 threes per game
- Came off the bench for 16 points on 6-of-10 shooting vs. Coastal Carolina
- Leads the team with five double-figure games off the bench
- Scored a career-high 20 points in the win over Eastern Michigan
- Knocked down a career-high six triples against Eastern Michigan and has at least three triples in six games this season
- Played a career-high 38 minutes at Mercer and posted his 4th double-figure game of the season with 14 points
- Opened the season with a career-high 17 points off the bench and then bettered that with 18 points off the bench at #13 Auburn
- Sat out the entire 2021-22 season with an injury
- Played 12 games in 2020-21 before ending his season with an injury
- Finished the game at a +8 in his 11 minutes vs. UNCG
- Scored over 1,000 career points at Grayson H.S.
- Earned 1st Team All-County and 1st Team All-Region honors (It was 3rd straight season being named 1st Team All-Region)
- Senior season he was named MVP of the Kevin Durant Classic
- In his senior season he helped Grayson get ranked as high as #2 in the country
- Averaged 20.1 ppg, 8.0 rebounds and 3.0 assists as a senior
- Led Grayson in scoring as a freshman and was named 2nd Team All-Region

[illegible]

				Field Goals		3-Point		F-Throws		Rebounds									Scoring	
SEASON	TEAM	GP-GS	MIN/AVG	FG-FGA	FG%	3FG-3FGA	3FG%	FT-FTA	FT%	OFF	DEF	TOT	AVG	PF-FO	A	TO	BLK	STL	PTS	AVG
2020-21	Win	12-0	53/4.4	10-28	.357	6-15	.400	0-0	.000	3	7	10	0.8	4-0	0	1	0	3	26	2.2
2022-23	Win	15-6	364/24.3	51-126	.405	38-93	.409	11-13	.846	10	33	43	2.9	20-0	4	9	7	4	151	10.1
TOTAL		27-6	418/15.5	61-154	.396	44-108	.407	11-13	.846	13	40	53	2.0	24-0	4	10	7	7	177	6.6

Points	20	vs. Eastern Michigan (11/23/22)
Minutes	38	at Mercer (11/19/22)
FGM	7	vs. Eastern Michigan (11/23/22)
FGA	13	at Auburn (11/15/22)
3PTFGM	6	vs. Eastern Michigan (11/23/22)
3PTFGA	9	Piedmont (11/9/22)
FTM	3	at Auburn (11/15/22)
FTA	4	at Auburn (11/15/22)
Rebounds	7	vs. Southern Miss (11/22/22)
Assists	2	vs. Eastern Michigan (11/23/22)
Blocks	2	at Duquesne (12/21/22)
Steals	2	at USC Upstate (12/12/20)
Turnovers	3	vs. Southern Miss (11/22/22)

Points	12	UNC Asheville (12/31/22)
Minutes	24	UNC Asheville (12/31/22)
FGM	4	UNC Asheville (12/31/22)
FGA	10	UNC Asheville (12/31/22)
3PTFGM	3	UNC Asheville (12/31/22)
3PTFGA	8	UNC Asheville (12/31/22)
FTM	2	at USC Upstate (12/29/22)
FTA	2	at USC Upstate (12/29/22)
Rebounds	3	UNC Asheville (12/31/22)
Assists	n/a	
Blocks	n/a	
Steals	2	at USC Upstate (12/12/20)
Turnovers	n/a	





Guard / 6-5 / 220 / Sr.  
Reggio Emilia, Italy  
(Loreto H.S.)

- Had a solid game off the bench vs. S.C. State with five points and three rebounds
- Posted a career-high 15 points against Toccoa Falls as he was 7-of-8 from the floor
- His alley-oop dunk in the second half vs. Toccoa Falls made Sportscenter Top 10
- Set a new career-best in rebounds with seven against Toccoa Falls
- Has played double-digit minutes in four straight games and had a season-high 25 vs. Toccoa Falls
- Averaged 5.5 points, 2.0 rebounds off the bench at the Cancun Challenge
- Saw 12 minutes off the bench at Mercer and pulled down a career-high five rebounds
- Made collegiate debut against Piedmont, scoring 11 points in 14 minutes
- Against Piedmont he tied for a team-high with two steals
- Named the North Carolina 1A Player of the Year as a senior
- Led high school team to a state championship

				Field Goals		3-Point		F-Throws		Rebounds									Scoring	
SEASON	TEAM	GP-GS	MIN/AVG	FG-FGA	FG%	3FG-3FGA	3FG%	FT-FTA	FT%	OFF	DEF	TOT	AVG	PF-FO	A	TO	BLK	STL	PTS	AVG
2022-23	Win	11-0	117/10.6	19-38	.500	4-17	.235	7-7	1.000	8	14	22	2.0	5-0	2	3	1	6	49	4.5
TOTAL		11-0	117/10.6	19-38	.500	4-17	.235	7-7	1.000	8	14	22	2.0	5-0	2	3	1	6	49	4.5

[illegible]

<b>Points</b>	<b>15</b>	<b>Toccoa Falls (11/29/22)</b>
<b>Minutes</b>	<b>25</b>	<b>Toccoa Falls (11/29/22)</b>
<b>FGM</b>	<b>7</b>	<b>Toccoa Falls (11/29/22)</b>
<b>FGA</b>	<b>8</b>	<b>two times</b>
<b>3PTFGM</b>	<b>1</b>	<b>four times</b>
<b>3PTFGA</b>	<b>5</b>	<b>Piedmont (11/9/22)</b>
<b>FTM</b>	<b>2</b>	<b>three times</b>
<b>FTA</b>	<b>2</b>	<b>three times</b>
<b>Rebounds</b>	<b>7</b>	<b>Toccoa Falls (11/29/22)</b>
<b>Assists</b>	<b>1</b>	<b>two times</b>
<b>Blocks</b>		
<b>Steals</b>	<b>2</b>	<b>two times</b>
<b>Turnovers</b>	<b>1</b>	<b>three times</b>

Points  
Minutes  
FGM  
FGA  
3PTFGM  
3PTFGAs  
FTM  
FTA  
Rebounds  
Assists  
Blocks  
Steals  
Turnovers





5

## Howard Fleming Jr.

Guard / 6-5 / 195 / Jr.  
Louisville, Ky.  
(Illinois State)

### CAREER HONORS

- Big South All-Conference Honorable Mention (2021-22)
- Big South Conference Co-Player of the Week (Nov. 29)
- 2018-19 All-SoCON Third Team

### EXTRA DRIBBLE

- Returned at LSU after a seven game absence and has put in 20 or more minutes in the four games since
- Made his first start of the season against UNC Asheville
- After making his first shot against the Bulldogs, he was 0-for-7 the remainder of the game but pulled down six rebounds and dished out two assists
- Hauled in a team-high and season-high eight rebounds
- Converted a career-high five free throws in the game at USC Upstate
- Posted a season-high 11 points off the bench in the win over Middle Tennessee
- Has two assists in each of the three games he's played
- Transfer from Illinois State where he averaged 6.0 ppg, 4.2 rpg and 2.2 apg as a sophomore
- Scored career-high 20 points against Indiana State (2/26/22) and was 8-for-10 from the field
- As a sophomore he had 11 games with multiple steals and a career-high five against St. Louis (11/23/21)
- In 2020-21 he led all freshmen in the Missouri Valley Conference in assists and second in total rebounds

### CAREER STATS

				Field Goals		3-Point		F-Throws		Rebounds										Scoring	
SEASON	TEAM	GP-GS	MIN/AVG	FG-FGA	FG%	3FG-3FGA	3FG%	FT-FTA	FT%	OFF	DEF	TOT	AVG	PF-FO	A	TO	BLK	STL		PTS	AVG
2020-21	ILS	24-13	536/22.3	34-86	.395	6-26	.231	16-23	.696	14	99	113	4.7	59-1	66	65	6	19		90	3.8
2021-22	ILS	30-23	665/22.2	62-133	.466	22-55	.400	31-48	.646	24	101	125	4.2	77-6	64	53	9	38		177	5.9
2022-23	Win	7-1	156/22.2	7-36	.194	2-20	.100	10-14	.714	4	22	26	3.7	21-2	12	12	1	6		26	3.7
TOTAL FOR Win		7-1	156/22.2	7-36	.194	2-20	.100	10-14	.714	4	22	26	3.7	21-2	12	12	1	6		26	3.7
TOTAL		61-37	1356/22.2	103-255	.404	30-101	.297	57-85	.671	42	222	264	4.3	157-9	142	130	16	63		293	4.8

### CAREER HIGHS

Points 20 Indiana State (2/26/22)

Minutes 32 two times

FGM 8 Indiana State (2/26/22)

FGA 10 two times

3PTFGM 3 two times

3PTFGA 6 vs. UNI (3/4/22)

FTM 5 at USC Upstate (12/29/22)

FTA 8 Bradley (1/16/22)

Rebounds 10 Valparaiso (1/23/21)

Assists 7 at Ohio State (11/25/20)

Blocks 2 two times

Steals 5 Saint Louis (11/23/21)

Turnovers 7 at Valparaiso (1/2/22)

### 2022-23 GAME-BY-GAME

DATE	OPPONENT	MIN	FG	3FG	FT	REB	AST	T/O	BLK	STL	PTS
11/7	at Penn St.	18	0-1	0-1	0-0	3	2	4	0	2	0
11/9	Piedmont							DNP			
11/12	Middle Tennessee	28	4-10	1-5	2-2	2	2	2	0	1	11
11/15	at Auburn	23	0-4	0-2	2-2	2	2	1	0	1	2
11/19	at Mercer							DNP			
11/22	vs. Southern Miss.							DNP			
11/23	vs. EMU							DNP			
11/29	Toccoa Falls							DNP			
12/3	Coastal Carolina							DNP			
12/6	S.C. State							DNP			
12/10	at Furman							DNP			
12/17	at LSU	21	0-5	0-3	1-4	3	2	1	1	1	1
12/21	at Duquesne	23	1-4	0-2	0-0	2	1	3	0	0	2
12/29	at USC Upstate	24	1-4	0-1	5-6	8	1	1	0	1	7
12/31	UNC Asheville	20	1-8	1-6	0-0	6	2	0	0	0	3
1/4	Presbyterian										
1/7	at Longwood										
1/11	Radford										
1/14	at Campbell										
1/18	at High Point										
1/21	Gardner-Webb										
1/25	Charleston Southern										
1/28	at Presbyterian										
2/1	Longwood										
2/4	at Radford										
2/8	at UNC Asheville										
2/11	USC Upstate										
2/15	at Gardner-Webb										
2/18	at Charleston Southern										
2/22	Campbell										
2/25	High Point										

### BIG SOUTH HIGHS (regular season only)

Points 7 at USC Upstate (12/29/22)

Minutes 24 at USC Upstate (12/29/22)

FGM 1 two times

FGA 8 UNC Asheville (12/31/22)

3PTFGM 1 UNC Asheville (12/31/22)

3PTFGA 6 UNC Asheville (12/31/22)

FTM 5 at USC Upstate (12/29/22)

FTA 6 at USC Upstate (12/29/22)

Rebounds 8 at USC Upstate (12/29/22)

Assists 2 UNC Asheville (12/31/22)

Blocks

Steals 1 at USC Upstate (12/29/22)

Turnovers 1 at USC Upstate (12/29/22)



Guard / 6-5 / 195 / R-Jr.  
Thomasville, N.C.  
(UVA Wise)

## CAREER HONORS

- 2020-21 All-South Atlantic First Team
- 2019-20 All-South Atlantic Second Team
- 2020-21 Virginia Sports Informations Directors All-State First Team

## EXTRA DRIBBLE

- Posted a season-high **nine points** in the win over Toccoa Falls
- Played a season-high **22 minutes** in that game and also pulled down seven rebounds
- Saw first action as an Eagle in the season-opener with five minutes off the bench at Penn State
- Sat out the 2021-22 season after transferring from UVA Wise
- As a sophomore at UVA Wise he was a First Team All-South Atlantic Conference selection and led the SAC in scoring at **20.8 ppg**
- That same season he shot **51 percent** from the floor and recorded a team-high **57 steals** (ranking 2nd in the conference)
- Scored a career-high **37 points** vs. Lenoir-Rhyne (1/15/21)
- Posted **26 double-figure** games, five games with **30 or more-points** as a sophomore
- As a freshman he was Second Team All-SAC after averaging **13.3 ppg** and **4.9 rpg**
- Had **21 games** in double-figures and did so in the final **14 games** of his freshman season

## CAREER STATS

				Field Goals		3-Point		F-Throws		Rebounds										Scoring	
SEASON	TEAM	GP-GS	MIN/AVG	FG-FGA	FG%	3FG-3FGA	3FG%	FT-FTA	FT%	OFF	DEF	TOT	AVG	PF-FO	A	TO	BLK	STL	PTS	AVG	
2018-19	Wise	28-23	743/26.5	135-272	.496	53-134	.396	49-63	.778	48	88	136	4.9	71-1	55	30	11	36	372	13.3	
2019-20	Wise	28-28	961/34.3	201-397	.506	49-150	.327	130-173	.751	54	152	206	7.4	85-2	59	46	9	57	581	20.8	
2020-21	Wise	18-18	603/33.5	122-250	.488	20-68	.294	116-139	.835	31	100	131	7.3	52-1	51	46	2	27	380	21.1	
2022-23	Win	11-0	69/6.2	4-9	.444	1-4	.250	0-0	.000	5	8	13	1.2	7-0	4	3	0	1	9	0.8	
TOTAL FOR Win		11-0	69/6.2	4-9	.444	1-4	.250	0-0	.000	5	8	13	1.2	7-0	4	3	0	1	9	0.8	
TOTAL		85-69	2376/28.0	462-928	.498	123-356	.346	295-375	.787	138	348	486	5.7	215-4	169	125	22	121	1342	15.8	

## CAREER HIGHS

Points	42	at Tusculum (11/24/20)
Minutes	43	at Coker (1/9/21)
FGM	14	Lenoir-Rhyne (1/15/20)
FGA	23	Lenoir-Rhyne (1/15/20)
3PTFGM	6	at Queens-NC (2/15/20)
3PTFGA	11	at Queens-NC (2/15/20)
FTM	18	at Tusculum (11/24/20)
FTA	19	at Tusculum (11/24/20)
Rebounds	16	Coker (1/18/20)
Assists	7	Lincoln-Memorial (1/20/21)
Blocks	3	Berea (2/5/19)
Steals	6	Concord (3/2/19)
Turnovers	7	at Queens-NC (2/15/20)


## 2022-23 GAME-BY-GAME

[illegible]

## BIG SOUTH HIGHS (regular season only)

Points	
Minutes	6 at USC Upstate (12/29/22)
FGM	
FGA	
3PTFGM	
3PTFGAs	
FTM	
FTA	
Rebounds	
Assists	
Blocks	
Steals	
Turnovers	





Guard / 6-2 / 190 / Jr.  
Beaumont, Texas  
(Lamar)

- In double-figures in five straight games after 12 in the win over Asheville
- Hit a game-winning shot with 7.3 seconds left against Asheville
- Scored eight points in the final five and a half minutes to help the team rally from a 15-point second half deficit
- Scored a season-high 17 points at Furman as he was 11-of-12 at the foul line
- Ranks 10th in the Big South in assists per game (2.9)
- Became the third Eagle this season to hit 10 or more free throws in a single-game (Talford/McMahon) as he was 11-of-12 at Furman
- Missed opening game of Cancun Challenge, but then came off the bench for season-high 13 points, four rebounds, 3 assists in 25 minutes vs. Eastern Michigan
- Made first start of the season at Mercer and played a season-high 35 minutes
- Dished out a season-high five assists at Mercer and had multiple steals for the second time in three games
- Missed the season-opener recovering from an injury in preseason
- Posted a season-high 11 points in the loss at #13 Auburn
- Has a steal in each of his first two games played
- Transferred from Lamar where he was a two-year starter
- As a sophomore he battled his way through injuries and played 16 games
- In the 16 games he averaged 10.7 ppg, 3.0 rpg and 3.2 apg
- He led all freshmen in scoring in the Southland Conference after posting 13.1 ppg in his first season
- Also ranked 5th in the Southland for assists per game (4.0) and 7th in steals (1.48)
- Was a PHTX Top 100 prospect out of Texas (58th overall) and was rated the No. 6 player by RCSports.com

				Field Goals		3-Point		F-Throws		Rebounds								Scoring		
SEASON	TEAM	GP-GS	MIN/AVG	FG-FGA	FG%	3FG-3FGA	3FG%	FT-FTA	FT%	OFF	DEF	TOT	AVG	PF-FO	A	TO	BLK	STL	PTS	AVG
2020-21	Lamar	25-20	805/32.2	115-241	.477	15-31	.484	83-103	.806	23	47	70	2.8	62-0	100	72	1	37	328	13.1
2021-22	Lamar	16-12	470/29.4	62-163	.380	13-53	.245	34-46	.739	19	29	48	3.0	23-0	51	41	0	17	171	10.7
2022-23	Win	12-9	370/30.8	41-101	.406	4-20	.200	30-38	.789	3	30	33	2.8	23-1	35	28	2	16	116	9.7
TOTAL FOR Win		12-9	370/30.8	41-101	.406	4-20	.200	30-38	.789	3	30	33	2.8	23-1	35	28	2	16	116	9.7
TOTAL		53-41	1645/31.0	218-505	.432	32-104	.308	147-187	.786	45	106	151	2.8	108-1	186	141	3	70	615	11.6

Points	24	Nicholls (2/10/21)
Minutes	46	Stephen F. Austin (2/27/21)
FGM	8	three times
FGA	16	Stephen F. Austin (2/27/21)
3PTFGM	3	Abilene Christian (2/6/21)
3PTFGA	7	two times
FTM	11	at Furman (12/10/22)
FTA	12	at Furman (12/10/22)
Rebounds	9	Wiley (11/9/21)
Assists	8	two times
Blocks	1	two times
Steals	4	three times
Turnovers	6	Texas A&M-CC (3/1/21)

[illegible]

Points	13	at USC Upstate (12/29/22)
Minutes	33	UNC Asheville (12/31/22)
FGM	6	UNC Asheville (12/31/22)
FGA	9	UNC Asheville (12/31/22)
3PTFGM	1	at USC Upstate (12/29/22)
3PTFGAs	1	two times
FTM	8	at USC Upstate (12/29/22)
FTA	9	at USC Upstate (12/29/22)
Rebounds	3	UNC Asheville (12/31/22)
Assists	2	two times
Blocks		
Steals	1	two times
Turnovers	4	at USC Upstate (12/29/22)



Forward / 6-7 / 222 / R-Sr.  
Flint, Mich.  
(Western Carolina)

## CAREER HONORS

- 2022-23 Preseason All-Big South First Team
- 2019-20 Big South Conference Honorable Mention
- 2018-19 Big South All-Freshman Team
- Time Big South Conference Freshman of the Week

## EXTRA DRIBBLE

- Streak of double-figure scoring came to an end against UNC Asheville
- In two matchups against PC in 2021-22, averaged 10.5 ppg and 3.5 rpg while shooting 57 percent from the field
- Opened the season with back-to-back 15 point games and then posted a season-high 20 points to help lead the Eagles over MTSU
- Had zero points in the loss at #13 Auburn, just the second time in his career he's gone scoreless
- Has hit 20 point mark three times this season and now has 11 career games with 20 or more
- Just missed a double-double with 15 points, nine rebounds against Piedmont
- Leads the team assists per game (3.1) which ranks 7th in the league
- Played in his 100th collegiate game on Jan. 15, 2022 at Charleston Southern
- In 108 career games in the Big South he has 1,271 points, 643 rebounds
- Became the 178th player in league history to score 1,000 career points
- Has 10 career double-doubles and has scored in double-figures in 83 games
- Transferred to Winthrop after a shortened season at Western Carolina
- Began career at Presbyterian College where he spent two seasons
- Recorded the first triple-double in PC D1 history with 16 points, 10 rebounds and 10 assists vs. Quinnipiac
- In that game he posted a career-high 10 assists
- Played in 19 games with 18 starts last season at Western Carolina
- Scored a career-high 26 points against Wofford (2/20/21)

## CAREER STATS

				Field Goals		3-Point		F-Throws		Rebounds									Scoring	
SEASON	TEAM	GP-GS	MIN/AVG	FG-FGA	FG%	3FG-3FGA	3FG%	FT-FTA	FT%	OFF	DEF	TOT	AVG	PF-FO	A	TO	BLK	STL	PTS	AVG
2018-19	Presb	36-35	881/24.5	126-265	.475	13-36	.361	75-100	.750	54	172	226	6.3	93-2	70	59	22	28	340	9.4
2019-20	Presb	31-31	1016/32.8	147-332	.443	28-101	.277	90-133	.677	34	154	188	6.1	79-3	79	83	11	32	412	13.3
2020-21	WCU	19-18	567/29.9	94-213	.441	16-62	.258	59-68	.868	17	100	117	6.2	48-3	41	59	5	21	263	13.8
2021-22	Win	28-26	765/27.3	107-239	.448	52-130	.400	64-86	.744	23	131	154	5.5	59-0	49	80	13	28	330	11.8
2022-23	Win	14-13	439/31.4	63-157	.401	28-89	.315	35-49	.714	14	61	75	5.4	33-2	43	46	6	7	189	13.5
TOTAL FOR Win		42-39	1204/28.7	170-396	.429	80-219	.365	99-135	.733	37	192	229	5.5	92-2	92	126	19	35	519	12.4
TOTAL		128-123	3668/28.7	537-1206	.445	137-418	.328	323-436	.741	142	618	760	5.9	312-10	282	327	57	116	1534	12.0

## CAREER HIGHS

Points	26	Wofford (2/20/21)
Minutes	40	at Quinnipiac (11/23/19)
FGM	9	three times
FGA	20	two times
3PTFGM	7	at LSU (12/17/22)
3PTFGA	12	at LSU (12/17/22)
FTM	10	Winthrop (2/15/20)
FTA	13	Winthrop (2/15/20)
Rebounds	13	Hartford (12/1/21)
Assists	10	at Quinnipiac (11/23/19)
Blocks	4	Boyce (11/15/18)
Steals	5	at Middle Tennessee (11/16/21)
Turnovers	7	at Clemson (11/7/19)

## BIG SOUTH HIGHS (regular season only)

Points	22	USC Upstate (2/24/22)
Minutes	39	two times
FGM	8	three times
FGA	20	at USC Upstate (12/29/22)
3PTFGM	6	USC Upstate (2/24/22)
3PTFGA	9	at USC Upstate (12/29/22)
FTM	10	Winthrop (2/15/20)
FTA	13	Winthrop (2/15/20)
Rebounds	12	at UNC Asheville (2/22/20)
Assists	6	three times
Blocks	3	two times
Steals	3	two times
Turnovers	6	at Charleston Southern (1/15/22)

## 2022-23 GAME-BY-GAME

[illegible]



# 13

## Clay Howard

Guard / 6-3 / 180 / Fr.  
Aiken, S.C.  
(Aiken H.S.)

### CAREER HONORS

- Played a season-high 10 minutes vs. Toccoa Falls and scored first collegiate points with a three
- Saw first action in final minute of win over Eastern Michigan
- Was a team captain in high school and graduated Magna Cum Laude

### EXTRA DRIBBLE

### 2022-23 GAME-BY-GAME

DATE	OPPONENT	MIN	FG	3FG	FT	REB	AST	T/O	BLK	STL	PTS
11/7	at Penn St.										DNP
11/9	Piedmont										DNP
11/12	Middle Tennessee										DNP
11/15	at Auburn										DNP
11/19	at Mercer										DNP
11/22	vs. Southern Miss.										DNP
11/23	vs. EMU	1	0-0	0-0	0-0	0	0	0	0	0	0
11/29	Toccoa Falls	10	1-3	1-3	0-0	1	0	1	0	1	3
12/3	Coastal Carolina										DNP
12/6	S.C. State										DNP
12/10	at Furman										DNP
12/17	at LSU										DNP
12/21	at Duquesne										DNP
12/29	at USC Upstate										DNP
12/31	UNC Asheville										DNP
1/4	Presbyterian										
1/7	at Longwood										
1/11	Radford										
1/14	at Campbell										
1/18	at High Point										
1/21	Gardner-Webb										
1/25	Charleston Southern										
1/28	at Presbyterian										
2/1	Longwood										
2/4	at Radford										
2/8	at UNC Asheville										
2/11	USC Upstate										
2/15	at Gardner-Webb										
2/18	at Charleston Southern										
2/22	Campbell										
2/25	High Point										

### CAREER STATS

				Field Goals		3-Point		F-Throws		Rebounds									Scoring	
SEASON	TEAM	GP-GS	MIN/AVG	FG-FGA	FG%	3FG-3FGA	3FG%	FT-FTA	FT%	OFF	DEF	TOT	AVG	PF-FO	A	TO	BLK	STL	PTS	AVG
2022-23	Win	2-0	11/5.3	1-3	.333	1-3	.333	0-0	.000	0	1	1	0.5	2-0	0	1	0	1	3	1.5
TOTAL		2-0	11/5.3	1-3	.333	1-3	.333	0-0	.000	0	1	1	0.5	2-0	0	1	0	1	3	1.5

### CAREER HIGHS

Points	3	Toccoa Falls (11/29/22)
Minutes	10	Toccoa Falls (11/29/22)
FGM	1	Toccoa Falls (11/29/22)
FGA	3	Toccoa Falls (11/29/22)
3PTFGM	1	Toccoa Falls (11/29/22)
3PTFGAs	3	Toccoa Falls (11/29/22)
FTM		
FTA		
Rebounds	1	Toccoa Falls (11/29/22)
Assists		
Blocks		
Steals	1	Toccoa Falls (11/29/22)
Turnovers	1	Toccoa Falls (11/29/22)

### BIG SOUTH HIGHS (regular season only)

Points	
Minutes	
FGM	
FGA	
3PTFGM	
3PTFGAs	
FTM	
FTA	
Rebounds	
Assists	
Blocks	
Steals	
Turnovers	



# 15

## Lawrence Bartee

Forward / 6-10 / 200 / Fr.  
Clover, S.C.  
(Clover H.S.)

### CAREER HONORS

### EXTRA DRIBBLE

## 2022-23 GAME-BY-GAME

DATE	OPPONENT	MIN	FG	3FG	FT	REB	AST	T/O	BLK	STL	PTS
11/7	at Penn St.										DNP
11/9	Piedmont										DNP
11/12	Middle Tennessee										DNP
11/15	at Auburn										DNP
11/19	at Mercer										DNP
11/22	vs. Southern Miss.										DNP
11/23	vs. EMU										DNP
11/29	Toccoa Falls										DNP
12/3	Coastal Carolina										DNP
12/6	S.C. State										DNP
12/10	at Furman										DNP
12/17	at LSU										DNP
12/21	at Duquesne										DNP
12/29	at USC Upstate										DNP
12/31	UNC Asheville										DNP
1/4	Presbyterian										
1/7	at Longwood										
1/11	Radford										
1/14	at Campbell										
1/18	at High Point										
1/21	Gardner-Webb										
1/25	Charleston Southern										
1/28	at Presbyterian										
2/1	Longwood										
2/4	at Radford										
2/8	at UNC Asheville										
2/11	USC Upstate										
2/15	at Gardner-Webb										
2/18	at Charleston Southern										
2/22	Campbell										
2/25	High Point										

## CAREER STATS

### CAREER HIGHS

Points  
Minutes  
FGM  
FGA  
3PTFGM  
3PTFGAs  
FTM  
FTA  
Rebounds  
Assists  
Blocks  
Steals  
Turnovers

### BIG SOUTH HIGHS (regular season only)

Points  
Minutes  
FGM  
FGA  
3PTFGM  
3PTFGAs  
FTM  
FTA  
Rebounds  
Assists  
Blocks  
Steals  
Turnovers





21

Isaiah  
WilsonGuard / 6-1 / 170 / Jr.  
Pittsburgh, Pa.  
(Richmond)

## CAREER HONORS

## EXTRA DRIBBLE

- Is out with an injury
- Didn't start against Southern Miss but played 21 minutes off the bench and finished with eight points and two assists
- Started against Eastern Michigan and played 23 minutes while scoring two points and dishing out four assists (averaging 3.3 app over the last three games)
- Made fifth straight start, playing a career-high 37 minutes at Mercer and finishing with a career-best free throws made (7) and free throws attempted (8)
- Scored a season-high eight points against Piedmont
- Dished out a career-high four assists against Piedmont
- Transferred from Richmond after playing two seasons
- As a sophomore he appeared in 33 games for the Spiders with 15 starts for a team that won the Atlantic-10 Championship and advanced in the NCAA Tournament
- In 2021-22 he set a career-high for steals in a single-season with 19
- As a freshman he appeared in 20 games with two starts
- In his first A-10 Tournament he was 5-for-11 from three
- Played last two years of high school for First Love Christian Academy, leading the team to a 2020 National Christian School Athletic Association national championship semifinals
- No. 5 recruit in Pennsylvania's Class of 2020 by 247Sports.com
- No. 35 point guard recruit in Class of 2020 by 247Sports.com
- Began high school career at North Catholic, helping them to Western Pennsylvania Interscholastic Athletic League titles in 2016 and 2017

## CAREER STATS

				Field Goals		3-Point		F-Throws		Rebounds									Scoring	
SEASON	TEAM	GP-GS	MIN/AVG	FG-FGA	FG%	3FG-3FGA	3FG%	FT-FTA	FT%	OFF	DEF	TOT	AVG	PF-FO	A	TO	BLK	STL	PTS	AVG
2020-21	UR	20-2	156/7.8	10-25	.400	5-11	.455	10-19	.526	6	13	19	1.0	24-0	8	11	0	8	35	1.8
2021-22	UR	33-15	486/14.7	25-78	.321	9-37	.243	18-29	.621	7	30	37	1.1	63-2	22	29	1	19	77	2.3
2022-23	Win	7-6	158/22.6	9-24	.375	5-10	.500	16-24	.667	0	12	12	1.7	23-2	15	20	2	7	39	5.6
TOTAL FOR Win		7-6	158/22.6	9-24	.375	5-10	.500	16-24	.667	0	12	12	1.7	23-2	15	20	2	7	39	5.6
TOTAL		60-23	800/13.3	44-127	.346	19-58	.328	44-72	.611	13	55	68	1.1	110-4	45	60	3	34	151	2.5

## CAREER HIGHS

Points	10	two times
Minutes	37	at Mercer (11/19/22)
FGM	4	Georgia St. (11/16/21)
FGA	7	two times
3PTFGM	2	four times
3PTFGA	3	four times
FTM	7	at Mercer (11/19/22)
FTA	8	at Mercer (11/19/22)
Rebounds	6	at Drake (11/20/21)
Assists	4	Piedmont (11/9/22)
Blocks	1	at Duquesne (2/1/22)
Steals	3	four times
Turnovers	4	two times

## 2022-23 GAME-BY-GAME

DATE	OPPONENT	MIN	FG	3FG	FT	REB	AST	T/O	BLK	STL	PTS
11/7	at Penn St.	20	1-4	0-1	3-4	2	0	2	0	1	5
11/9	Piedmont	19	2-3	2-3	2-4	2	4	3	0	2	8
11/12	Middle Tennessee	21	2-4	1-1	0-0	4	1	4	0	1	5
11/15	at Auburn	18	0-3	0-0	2-4	1	1	3	0	1	2
11/19	at Mercer	37	1-4	0-2	7-8	1	3	2	0	1	9
11/22	vs. Southern Miss.	21	2-4	2-3	2-2	1	2	4	0	0	8
11/23	vs. EMU	23	1-2	0-0	0-2	1	4	2	2	1	2
11/29	Toccoa Falls	OUT FOR THE SEASON									
12/3	Coastal Carolina										
12/6	S.C. State										
12/10	at Furman										
12/17	at LSU										
12/21	at Duquesne										
12/29	at USC Upstate										
12/31	UNC Asheville										
1/4	Presbyterian										
1/7	at Longwood										
1/11	Radford										
1/14	at Campbell										
1/18	at High Point										
1/21	Gardner-Webb										
1/25	Charleston Southern										
1/28	at Presbyterian										
2/1	Longwood										
2/4	at Radford										
2/8	at UNC Asheville										
2/11	USC Upstate										
2/15	at Gardner-Webb										
2/18	at Charleston Southern										
2/22	Campbell										
2/25	High Point										

## BIG SOUTH HIGHS (regular season only)

Points	
Minutes	
FGM	
FGA	
3PTFGM	
3PTFGAs	
FTM	
FTA	
Rebounds	
Assists	
Blocks	
Steals	
Turnovers	



# 23

## Michael Moore

Forward / 6-10 / 220 / Fr.  
Hermitage, Pa.  
(IMG Academy)

### CAREER HONORS

- Posted career-high eight points and hauled in career-best 11 boards in the win over Toccoa Falls
- Also set a career-high in blocks with four against Toccoa Falls
- Was unable to play at the Cancun Challenge
- Has come off the bench for nine or more minutes in each of the first five games and averaging 3.2 rebounds per game
- Has a steal in three of the last four games
- Puled down a career-high six rebounds against Piedmont
- Member of a state championship team as a freshman
- Played at IMG Academy

### EXTRA DRIBBLE

### 2022-23 GAME-BY-GAME

DATE	OPPONENT	MIN	FG	3FG	FT	REB	AST	T/O	BLK	STL	PTS
11/7	at Penn St.	9	0-0	0-0	0-0	3	1	1	1	0	0
11/9	Piedmont	16	0-0	0-0	0-0	6	0	2	0	1	0
11/12	Middle Tennessee	9	0-0	0-0	0-0	3	0	1	1	1	0
11/15	at Auburn	10	1-1	0-0	0-0	2	0	0	1	0	2
11/19	at Mercer	10	0-1	0-0	0-0	2	1	0	0	1	0
11/22	vs. Southern Miss.										DNP
11/23	vs. EMU										DNP
11/29	Toccoa Falls	27	4-6	0-0	0-1	11	0	3	4	0	8
12/3	Coastal Carolina	11	0-0	0-0	0-0	2	0	0	0	0	0
12/6	S.C. State	7	1-1	0-0	0-0	0	0	2	0	0	2
12/10	at Furman	2	0-0	0-0	0-0	0	1	0	0	0	0
12/17	at LSU	2	0-0	0-0	0-0	0	0	0	0	0	0
12/21	at Duquesne	10	1-2	0-0	0-0	4	0	0	1	0	2
12/29	at USC Upstate	1	0-1	0-0	0-0	0	0	0	0	0	0
12/31	UNC Asheville										DNP
1/4	Presbyterian										
1/7	at Longwood										
1/11	Radford										
1/14	at Campbell										
1/18	at High Point										
1/21	Gardner-Webb										
1/25	Charleston Southern										
1/28	at Presbyterian										
2/1	Longwood										
2/4	at Radford										
2/8	at UNC Asheville										
2/11	USC Upstate										
2/15	at Gardner-Webb										
2/18	at Charleston Southern										
2/22	Campbell										
2/25	High Point										

### CAREER STATS

				Field Goals		3-Point		F-Throws		Rebounds				Scoring						
SEASON	TEAM	GP-GS	MIN/AVG	FG-FGA	FG%	3FG-3FGA	3FG%	FT-FTA	FT%	OFF	DEF	TOT	AVG	PF-FO	A	TO	BLK	STL	PTS	AVG
2022-23	Win	12-1	114/9.5	7-12	.583	0-0	.000	0-1	.000	5	28	33	2.8	17-0	3	9	8	3	14	1.2
TOTAL		12-1	114/9.5	7-12	.583	0-0	.000	0-1	.000	5	28	33	2.8	17-0	3	9	8	3	14	1.2

### CAREER HIGHS

Points	8	Toccoa Falls (11/29/22)
Minutes	27	Toccoa Falls (11/29/22)
FGM	4	Toccoa Falls (11/29/22)
FGA	6	Toccoa Falls (11/29/22)
3PTFGM	n/a	
3PTFGA	n/a	
FTM	n/a	
FTA	n/a	
Rebounds	11	Toccoa Falls (11/29/22)
Assists	1	three times
Blocks	4	Toccoa Falls (11/29/22)
Steals	1	three times
Turnovers	3	Toccoa Falls (11/29/22)

### BIG SOUTH HIGHS (regular season only)

Points		
Minutes	1	at USC Upstate (12/29/22)
FGM		
FGA	1	at USC Upstate (12/29/22)
3PTFGM		
3PTFGAs		
FTM		
FTA		
Rebounds		
Assists		
Blocks		
Steals		
Turnovers		



# 25

## Yoro Diallo

Forward / 6-8 / 200 / Fr.  
Cincinnati, Ohio  
(Moeller H.S.)

### CAREER HONORS

### EXTRA DRIBBLE

- Was an All-Team GCL basketball selection in 2022
- Was an All-Team GCL soccer selection in 2021
- Played soccer and basketball at Moeller H.S.
- Entering high school he stepped away from basketball and played soccer for three seasons before returning to basketball for his senior season

### 2022-23 GAME-BY-GAME

DATE	OPPONENT	MIN	FG	3FG	FT	REB	AST	T/O	BLK	STL	PTS
11/7	at Penn St.										DNP
11/9	Piedmont										DNP
11/12	Middle Tennessee										DNP
11/15	at Auburn										DNP
11/19	at Mercer										DNP
11/22	vs. Southern Miss.										DNP
11/23	vs. EMU										DNP
11/29	Toccoa Falls										DNP
12/3	Coastal Carolina										DNP
12/6	S.C. State										DNP
12/10	at Furman										DNP
12/17	at LSU										DNP
12/21	at Duquesne										DNP
12/29	at USC Upstate										DNP
12/31	UNC Asheville										DNP
1/4	Presbyterian										
1/7	at Longwood										
1/11	Radford										
1/14	at Campbell										
1/18	at High Point										
1/21	Gardner-Webb										
1/25	Charleston Southern										
1/28	at Presbyterian										
2/1	Longwood										
2/4	at Radford										
2/8	at UNC Asheville										
2/11	USC Upstate										
2/15	at Gardner-Webb										
2/18	at Charleston Southern										
2/22	Campbell										
2/25	High Point										


### CAREER STATS

### CAREER HIGHS

Points  
Minutes  
FGM  
FGA  
3PTFGM  
3PTFGAs  
FTM  
FTA  
Rebounds  
Assists  
Blocks  
Steals  
Turnovers

### BIG SOUTH HIGHS (regular season only)

Points  
Minutes  
FGM  
FGA  
3PTFGM  
3PTFGAs  
FTM  
FTA  
Rebounds  
Assists  
Blocks  
Steals  
Turnovers



## BIG SOUTH HIGHS (regular season only)